


4" Commercial and Industrial Surface Mount Switch Set

WWW.GRISK.COM



400 / 410 / 410P Series

- ◆ Surface mount magnetic contact
- ◆ 400 has concealed terminals
- ◆ 410 has standard terminals on side of contact
- ◆ 410P has 36" 2 conductor vinyl jacketed cable
- ◆ Covers and mounting hardware included
- ◆ Built in E.O.L. Resistors & Diodes upon request
- ◆ Colors: white, brown and gray
- ◆ Private labeling upon request
- ◆  Indicates U.L. 10C Fire Rating
- ◆ Lifetime Warranty



400



410



410P



8299-G Mounting Kit
Includes S412P-G, M-402,
brackets and hardware



Part Numbers				
	<u>Closed Loop</u>	<u>Open Loop</u>	<u>SPDT</u>	<u>DPDT</u>
Standard Gap up to 1 1/2"	400	401	402	
	410	411	412	
	410P	411P	412P	413P
Wide Gap up to 3 1/4"	400WG	401WG	402WG	
	410WG	411WG	412WG	
	410PWG	411PWG	412PWG	413PWG

WARRANTY: Lifetime warranty against workmanship, material and factory defects.

GEORGE RISK INDUSTRIES, INC.
G.R.I. PLAZA
KIMBALL, NE 69145
WWW.GRISK.COM



Made in U.S.A.

TOLL-FREE 1-800-445-5218
TOLL-FREE 1-800-523-1227
(308) 235-4645
FAX (308) 235-3561
E-MAIL: sales@grisk.com

4" Commercial and Industrial Surface Mount Switch Set

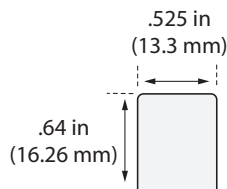
WWW.GRISK.COM



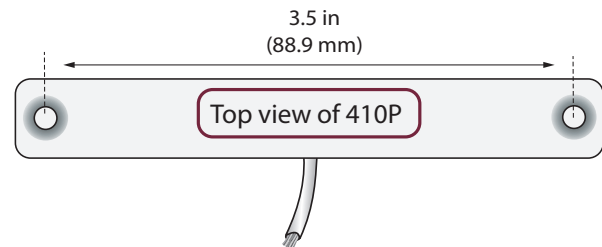
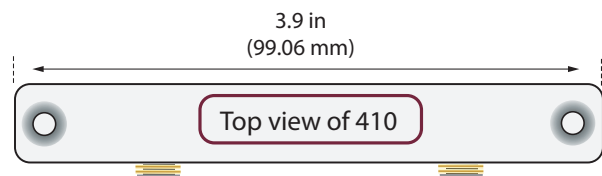
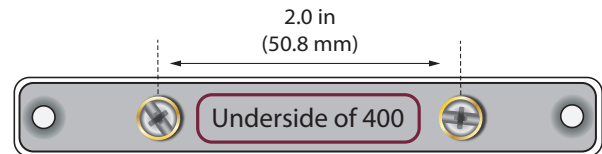
INSTALLATION APPLICATIONS

The GRI series of commercial and industrial switch sets offer the installer two choices: The 400 incorporates hidden terminals, inset into the recessed back to provide tamper resistant installations. The 410 has the standard terminals located on the side of the switch. Both options give the installer a regular gap of 1 1/2" while the wide gap version is 3", which cover the various types of steel door and frame conditions found at every commercial and industrial site. Spacers and mounting hardware are included with the set. The 410P version offers two feet of vinyl jacketed cable. A mounting bracket kit, PN #82-99-G is also available. The kit includes a S412P-G with M-402, S-200 & 4175 brackets and mounting hardware.

Switch



Magnets have same case as switch.



GRI PRODUCTS MEET OR EXCEED THESE MINIMUM GENERAL SPECIFICATIONS:

Part Number	Loop Type	Electrical Configuration	Reed Form	Max. Initial Contact Resistance (Ω)	Max. Contact Rating (W)	Max. Switching Voltage (VDC)	Max. Switching Current (A)
400	Closed	N/O	A	.150	10	160	.400
400WG	Closed	N/O	A	.150	10	160	.400
410	Closed	N/O	A	.150	10	160	.400
410WG	Closed	N/O	A	.150	10	160	.400
410P	Closed	N/O	A	.150	10	160	.400
410PWG	Closed	N/O	A	.150	10	160	.400
401	Open	N/C	B	.140	5	175	.250
401WG	Open	N/C	B	.140	5	175	.250
411	Open	N/C	B	.140	5	175	.250
411WG	Open	N/C	B	.140	5	175	.250
411P	Open	N/C	B	.140	5	175	.250
411PWG	Open	N/C	B	.140	5	175	.250
402	Open/Closed	SPDT	C	.140	5	175	.250
402WG	Open/Closed	SPDT	C	.140	5	175	.250
412	Open/Closed	SPDT	C	.140	5	175	.250
412WG	Open/Closed	SPDT	C	.140	5	175	.250
412P	Open/Closed	SPDT	C	.140	5	175	.250
412PWG	Open/Closed	SPDT	C	.140	5	175	.250
413P		DPDT	CX2	.140	5	175	.250
413PWG		DPDT	CX2	.140	5	175	.250

GEORGE RISK INDUSTRIES, INC.
G.R.I. PLAZA
KIMBALL, NE 69145
WWW.GRISK.COM



TOLL-FREE 1-800-445-5218
TOLL-FREE 1-800-523-1227
(308) 235-4645
FAX (308) 235-3561
E-MAIL: sales@grisk.com