

High Security Level 2 Dry Contact

WWW.GRISK.COM




GR2720 High Security (Level 2)

DRY-CONTACT OUTPUT



- ◆ UL634 Level 2 Certified
- ◆ ULC/ORD-C634 Level 2 Certified
- ◆ Wood or metal mounting
- ◆ Insensitive to vibration and shock
- ◆ Temperature rated -35° to +70° C
- ◆ Sensing air gap: 0 to 3/16"
- ◆ Resistant to tamper and defeat



Sensor, Tamper Plate,
Actuator and screws included

The GR2720 uses reliable solid state sensing methods to monitor entries to high security locations. It has been tested to one of the highest security specifications, UL 634 Level 2. With solid state technology there are no moving parts, so the switch can reliably operate for millions of operations. The GR2720 includes pry and magnetic tampering protection. It is immune to shock and vibration that cause false alarms on other switch types. It is also resistant to lightning, static shock and radio frequencies.

The GR2720 has an industry standard footprint for easy retrofitting. It can be used on both wood and steel doors. Each switch set comes with switch, actuator, tamper plate and mounting hardware for easy installation.

The GR2720 can be used to protect doors in high security locations; airports, biotechnology labs and other medical research settings, warehouses, manufacturing plants, jewelry stores, banks, data processing centers, military bases, ammunition depots, nuclear power plants, government facilities and energy-generation facilities.

INSTALLATION INSTRUCTIONS

The GR2720 sensor and tamper plate will be mounted to the door frame, close to the gap, without door interference. If the tamper plate is not installed, the sensor will only display a tamper state. For proper operation, the tamper plate must be mounted using the screws provided taking care to ensure that the magnet aligns with engraved target on the rear face of the sensor. The actuator will be mounted directly below the sensor. Be sure to aim the engraved targets at each other once fully installed. The sensor and actuator can be mounted on an inward or outward swinging door.

For steel mounting surfaces, mount the sensor and actuator at the edge of the mounting surface or slightly overhanging the edge of the mounting surface. This is particularly important when the air gap between the sensor and the actuator is small. False tamper indications may occur if this is not done.

The operating gap must not be greater than 3/16".

WARRANTY: Lifetime warranty against workmanship, material and factory defects.

GEORGE RISK INDUSTRIES, INC.
G.R.I. PLAZA
KIMBALL, NE 69145
WWW.GRISK.COM



TOLL-FREE 1-800-445-5218
TOLL-FREE 1-800-523-1227
(308) 235-4645
FAX (308) 235-3561
E-MAIL: sales@grisk.com

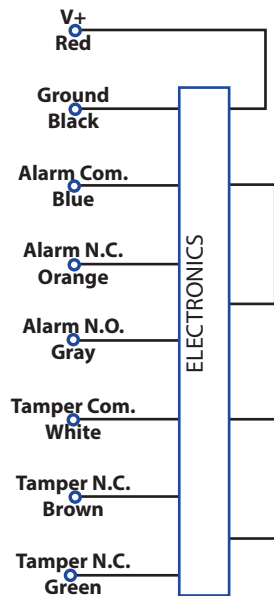
High Security Level 2 Dry Contact

WWW.GRISK.COM

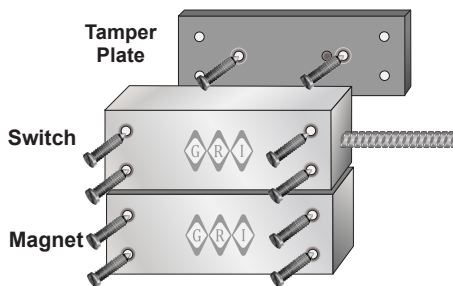


GR2720 Wiring Diagram

Red Power
Black Ground
Blue Output 1 (Alarm)
White Output 2 (Tamper)



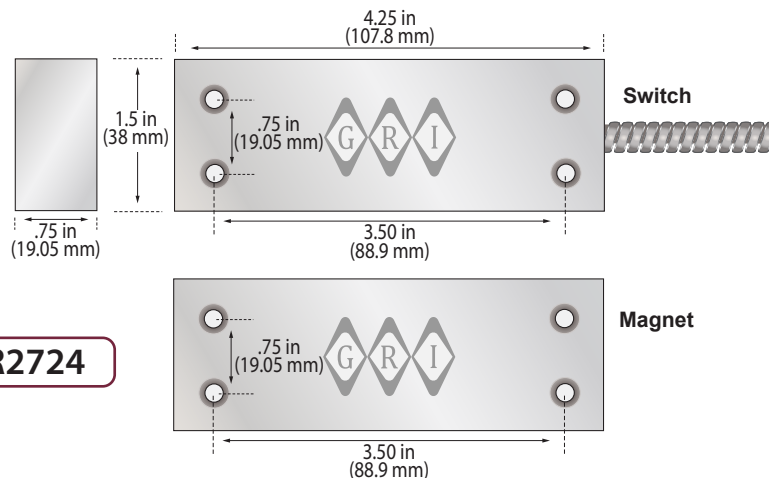
Component View



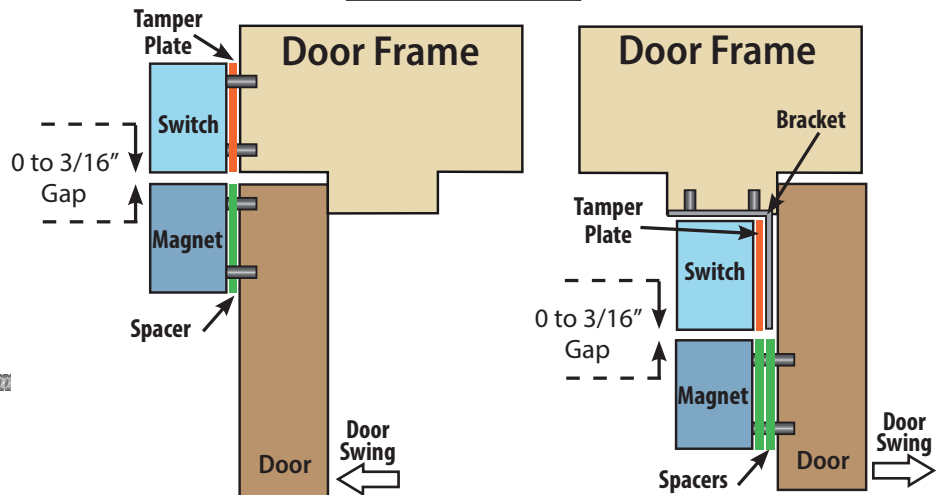
State Diagram

STATE	ORANGE	GRAY	BROWN	GREEN
Secure	Open	Closed	Open	Closed
Insecure	Closed	Open	Open	Closed
Tamper	Open	Closed	Closed	Open
Alignment	Closed	Open	Closed	Open

Dimensions



Installation Plans



General Specifications

Sensing Air Gap	0 to 3/16"	Min. Insulation Res.	1000 MOhm
Lateral Alignment	3/16"	Input Voltage	7 to 25.2 VDC
Max Current	0.5 A Resistive	Input Current	60mA, max
Max Voltage	60VDC		

WARRANTY: Lifetime warranty against workmanship, material and factory defects.

GEORGE RISK INDUSTRIES, INC.
G.R.I. PLAZA
KIMBALL, NE 69145
WWW.GRISK.COM



TOLL-FREE 1-800-445-5218
TOLL-FREE 1-800-523-1227
(308) 235-4645
FAX (308) 235-3561
E-MAIL: sales@grisk.com