



# Advancing the Art of Installation™

Professional Specialty Tools for Wire and Cable Installation

1-800-445-5218  
(308) 235-4645

[sales@grisk.com](mailto:sales@grisk.com)

Version 5-21-25

1-800-523-1227  
FAX (308) 235-3561

[lsdinc.com](http://lsdinc.com)



## The Art of Installation

When your installation goes smoothly, you and your customer both benefit. We understand that. Installation is an art, and we at LSDI are here to help you advance your art with the best tools and solutions for the job. LSDI has been the leader in designing and manufacturing specialty tools for wire and cable installation since 1982. Experienced installers know that our high quality, innovative products are designed to make your installation job easier, faster and promote a more professional outcome. Whether it is security, home theater, commercial audio or visual, communications, electrical, lighting, home automation or central vacuum, installation success depends upon the right tools and the best techniques.

Our industry first products are often copied but never equaled. We are proud to be the first choice of experienced professional installers and we work to constantly increase the value of our tool line by providing innovation, quality construction and superb functionality. As always, we welcome your feedback. Call us about your experience with our tools, 800-445-5218.

Our tools are available through our professional distributor network. See our website, [www.lsdinc.com](http://www.lsdinc.com) to search for distributors in your area.

Labor Saving Devices, Inc. designs and manufactures specialty tools for professional installers. Our products are sold only through distributors who serve professionals in the electrical, A/V, home theater, security, alarm and communications markets. Always follow applicable codes and local regulations in performing any wire or cable installation and follow customary safety practices.



## Company History

Roy Bowling, founder of Labor Saving Devices, Inc., initially decided to share his wealth of experience in the alarm and security industry with other dealers and installers, holding “installation techniques” seminars throughout the country for many years. Pretty soon he found himself pushed to manufacture the tools he had developed for himself. In 1982, Roy and his wife Kathy, started Labor Saving Devices, Inc.

In the Autumn of 2017, George Risk Industries, Inc. (GRI) acquired Labor Saving Devices, Inc. (LSDI). In announcing the transaction, Stephanie Risk-McElroy, President and CEO of GRI, stated, “We are excited about adding the LSDI line to the GRI family. Over the years we have looked at a variety of companies but when Roy Bowling presented the offer to acquire, the two product lines seemed to be a natural fit. The LSDI product line complements our existing product line and will allow GRI to expand into other industries, including cable, communications, etc. We are both home grown companies with a strong commitment to quality and customer service. Mr. Bowling was an early member of the board of directors at GRI and an industry innovator. We look forward to expanding our product line and markets both state side and internationally”.

Roy Bowling added, “I am pleased and proud to hand over the 35-year legacy of Labor Saving Devices, Inc. to such a high-quality company. As a former board member, I have great respect for the history and tradition of George Risk Industries, Inc. I would not have sold my business to anyone else.”

Today, LSDI is a proud division of GRI, and is held to the same high quality inspections, testing and assured standards as all our products. Our products and customer service are here to surpass our customer’s expectations.

# Warranty Information

We strive to design products that withstand the rigors of professional installation. If you are not satisfied with your LSDI tool, we want to hear why. Please contact us either through your authorized distributor or contact our customer service department, [csr@grisk.com](mailto:csr@grisk.com), 800-445-5218.

## Limited Warranty:

Labor Saving Device's by GRI warrants that products shall be free from defects in materials and workmanship for one year from the date of purchase when used under normal use, specified within the written operating specifications and directions provided with the product, provided that:

- (a) The above warranty shall not apply to any such product or part thereof which is damaged as a result of neglect, abuse, misuse, alteration, accident or misapplication.
- (b) The exclusive remedies under the above warranty shall be limited to the repair or replacement of the nonconforming product or part(s) thereof, as determined by our Quality Control Department.
- (c) Any non-conforming product subject to a warranty claim must be returned for verification of warranty coverage in accordance with the return policy and procedure proved below. If the non-conforming product is a part of a kit and is not available as a stand-alone product, the entire contents of the kit must be returned (i.e., assemblies or kits must be returned complete).

THIS WARRANTY IS MADE EXPRESSLY IN PLACE OF ALL OTHER GUARANTEES OR WARRANTIES, EXPRESSED OR IMPLIED WITH RESPECT TO QUALITY, MERCHANTABILITY, OR FITNESS FOR A PARTICULAR PURPOSE. GEORGE RISK INDUSTRIES, AND ITS EMPLOYEES, AGENTS AND AFFILIATES SHALL IN NO EVENT BE LIABLE FOR INJURIES, ACCIDENTAL OR OTHERWISE, DEATH TO PERSONS OR DAMAGE TO PROPERTY, OR FOR INCIDENTAL CONTINGENT SPECIAL OR CONSEQUENTIAL DAMAGES ARISING FROM THE USE OF PRODUCTS SOLD BY GEORGE RISK INDUSTRIES.

LSDI PRODUCTS THAT HAVE BEEN ALTERED IN ANY MANNER ARE CONSIDERED VOID OF WARRANTY COVERAGE. This includes modifying, cutting, replacing (with other than a LSDI approved replacement component), bonding, taping or substituting any component of the product.

## WARRANTY RETURN PROCEDURE:

Installation returns must be made through the authorized distributor from whom they were purchased.

All returns require an RMA number. Please contact [csr@grisk.com](mailto:csr@grisk.com), 800-445-5218 and provide the part number, the reason for the return and the original purchase order number. To return the product, carefully package the product in the original shipping packaging or equivalent and clearly mark the package near the shipping address with the RMA number. Please include a name, return address and a phone number or e-mail address where we can contact you. Ship the package prepaid to:

GRI  
Attn: RMA#\_\_\_\_  
802 S. Elm St.  
Kimball, NE 69145

We are not responsible for reimbursement of return shipping costs. Upon receipt, we shall promptly inspect the returned product for defects in conformance with the limited warranty. If the product is covered by the warranty, we will either repair or replace the product at our discretion and then promptly ship that repair or replacement to the address provided by the customer.



## The FIBERFUSE™ Difference




Our FIBERFUSE™ rods are made using a time consuming process that wraps a proprietary fiberglass and epoxy resin mixture in a cellophane material before it is heat-cured. This forces the dense glass fibers to the center core of the rod, leaving mostly resin at the rod surface. After curing, the cellophane wrap is removed, and the resulting finished rod is more dense in the center, providing greater shape-memory, durability and flexibility without surface microfibers that can splinter and get into your skin.

You can easily identify a FIBERFUSE™ rod by the bright green color and the textured surface that results from the cellophane wrap used during the manufacturing process. Experienced professional installers accept no substitutes - FIBERFUSE™ rods are simply the best rods you can buy.

Our rods are available in luminous (glow in the dark), non-luminous and blacklight, with premium screw on connectors or in the patented RoyRods™ quick connect configuration. Our rods are available as single rods or in rod kits that offer increased value. All our fiberglass rods share these innovative features:

- Proprietary FIBERFUSE™ fiberglass construction
- Virtually eliminates fiberglass surface splinters
- Superior flexibility and durability - lasting longer than other rods
- Fluorescent green color easily reflects light
- Super strong connectors
- Works with a wide assortment of LSDI specialty tips and accessories
- Diameter: 4.5mm (.18 inch)



***FIBERFUSE™ rods have an increased center density, as shown in this cross section, to provide unequalled performance.***



*Push/Pull rods are essential for retrofit wire and cable installation. These rods replace cumbersome metal fish tape to push or pull wire through the desired space in walls, between floors or across attics. Our rods, made with our proprietary FIBERFUSE™ construction, are simply the best rods you can buy. We use superior materials and extra-strong connector for exceptional durability.*

*Most fiberglass push/pull rods use the conventional pulltrusion manufacturing process that is extremely inexpensive and results in a rod that, when used over time, will not hold it's straight shape and will easily splinter. Any experienced installer can describe how painful those tiny fiberglass splinters feel when they get into your skin. You can't see them, but you can sure feel them! Our FIBERFUSE™ construction minimizes potential splintering without compromising flexibility or shape memory.*

1-800-445-5218  
(308) 235-4645

[sales@grisk.com](mailto:sales@grisk.com)

1-800-523-1227  
FAX (308) 235-3561

[lsdinc.com](http://lsdinc.com)

# Cross Reference Index by Part No.

Part No.	Model	Page No.
LS-50-950	TDVD	11
LS-51-140	FCFP	17
LS-51-141	BNC-FP	17
LS-51-146	FPKIT	17
LS-51-150	T151	14, 15
LS-51-151	S151	14, 15
LS-51-152	T2151	14, 15
LS-51-160	MFT	16
LS-51-180	LSDMT	21
LS-52-100	PB8	32
LS-52-150	LSPTC	33
LS-52-400	ATMC	33
LS-52-450	IDOZC	33
LS-53-105	KDSH12	18
LS-53-110	KDSH12RB	18
LS-53-135	DS-6	19
LS-53-210	EZS	12, 13
LS-53-300	ACP55	18
LS-53-310	LBS	97
LS-53-315	EZCUT	20
LS-53-320	PL5	21
LS-54-060	PSF1	23
LS-54-105	P-1	22
LS-54-106	P-2	22
LS-54-110	PSB	23
LS-54-125	MK1	23
LS-54-126	T-1	23
LS-54-127	T-2	23
LS-54-128	T-3	23
LS-54-130	PSSR	23
LS-54-200	PSP	23, 33
LS-55-320	ABHL	31
LS-55-415	WEMINI	30
LS-56-015	DBHC10	40
LS-56-017	DBRBHC	40
LS-56-018	DBHCP	40
LS-56-115	DBCH115	41
LS-56-117	LS-56-117	41
LS-56-118	LS-56-118	41
LS-56-119	LS-56-119	41
LS-56-200	DCZ	28
LS-56-250	DCZL	28
LS-56-280	MRS	29
LS-57-100	SSZ9	25
LS-57-113	MS1520	24
LS-57-500	CXT	26, 27
LS-61-000	AT7	39
LS-62-000	P1/4	35
LS-62-005	P3/8	35
LS-62-338	REB3/8	35
LS-62-348	REB1/2	35
LS-62-368	REB3/4	35

Part No.	Model	Page No.
LS-63-016	BBZ5/16B	34
LS-63-017	BBZ7/16B	34
LS-63-516	BBZ5/16	34
LS-63-716	BBZ7/16	34
LS-65-218	FF3818F	37
LS-65-224	FF3824F	37
LS-65-236	FF386F	37
LS-65-248	FF3848F	37
LS-65-258	FF3858F	37
LS-65-272	FF3872F	37
LS-65-318	FF1218F	37
LS-65-324	FF1224F	37
LS-65-336	FF1236F	37
LS-65-348	FF1248F	37
LS-65-358	FF1258F	37
LS-65-372	FF1272F	37
LS-65-400	FFA3818	36
LS-65-405	FFA3824	36
LS-65-418	FFA2418B	36
LS-65-424	FFMB3824	36
LS-65-436	FFMB3836	36
LS-65-437	FFE33	38
LS-65-438	FFE55	38
LS-65-439	FFE69	38
LS-80-400	BIK	62
LS-80-450	CZIDOZ	63
LS-80-460	RRIDOZ	80, 81
LS-80-600	ATMM	64, 65
LS-80-600C	ATMMC	64, 65
LS-80-610	RATMM	82, 83
LS-80-610C	RATMMC	82, 83
LS-81-000	CZP36	42, 43
LS-81-010	CZMBN	60
LS-81-020	CZFBN	60
LS-81-026	CZFT	58
LS-81-103	CZX3	53
LS-81-104	CZB3	53
LS-81-106	CZX	53
LS-81-116	CZB	53
LS-81-117	CZPTK	57
LS-81-118	LSSTK	56
LS-81-125	LZBNC	58
LS-81-128	DTS	58
LS-81-130	CZ30	44, 45
LS-81-204	CZBL3	53
LS-81-206	CZXL	53
LS-81-216	CZBL	53
LS-81-230	CZ30L	46, 47
LS-81-300	TBCP	60
LS-81-305	SBTM	58
LS-81-307	CZST	58
LS-81-312	CZLBTR	54, 74

1-800-445-5218  
(308) 235-4645

sales@grisk.com

1-800-523-1227  
FAX (308) 235-3561

lsdinc.com

# Cross Reference Index by Part No.

Part No.	Model	Page No.
LS-81-313	CZLBTB	54, 74
LS-81-314	CZLBTG	54, 74
LS-81-315	CZLH	55, 75
LS-81-316	CZLBT	54, 95
LS-81-317	RBPLBT	54, 74
LS-81-320	CZCOB	60
LS-81-330	CZCOF	61
LS-81-340	CZCOM	61
LS-81-350	CZCONN	61
LS-81-355	CZTUBE	61
LS-81-360	CZD	55, 58
LS-81-361	CZAD	59
LS-81-362	CZHDM	59
LS-81-501	FS	86, 87
LS-81-502	FS4	87
LS-81-504	FW	87
LS-81-506	FBF	87
LS-81-507	FSC	33, 87
LS-81-508	MBF	87
LS-81-600	CZ24	48, 49
LS-81-625	CZ24C	33
LS-81-700	RRP36	66, 67
LS-81-701	RR6MF	76
LS-81-702	RR3MF	76
LS-81-703	RR6MFL	76
LS-81-704	RR3MFL	76
LS-81-706	RRZT	75, 79
LS-81-707	RRJT	75, 79
LS-81-708	RRBT	79
LS-81-709	RRDZM	78
LS-81-710	RRBCT	78
LS-81-711	RRMLTC	78
LS-81-713	RRFT	78
LS-81-714	RRS618	78
LS-81-715	RRS614	78
LS-81-716	RR3FBL	76
LS-81-717	RR6FB	76
LS-81-718	RR6FBL	76
LS-81-719	RRLBT	54, 74
LS-81-730	RR30	68, 69
LS-81-735	RR30L	70, 71
LS-81-740	RR24	72, 73
LS-81-745	RRPTK	77
LS-81-751	RRLW	55, 75
LS-81-754	RRMC	79
LS-81-756	RRCONN	79
LS-81-761	RRAD	74, 79
LS-81-762	RRHDM	79
LS-81-800	FLO36	50, 51
LS-81-830	FLO30	50, 51
LS-82-105	GR5	88, 89
LS-82-110	GRMINI	88, 89

Part No.	Model	Page No.
LS-82-112	GR12	88, 89
LS-82-118	GR18	88, 89
LS-82-350	ZTIP	55, 59, 89
LS-82-355	ZTIPL	59, 95
LS-82-365	KTIPL	59
LS-82-370	JTIP	55, 59, 89
LS-82-371	JTIPL	59, 95
LS-82-380	GRC	89
LS-82-390	GRL	89
LS-82-391	GRL5	89
LS-83-112	FEKW12	91
LS-84-047	FW36047	91
LS-84-062	FW36062	91
LS-84-109	HZ9	97
LS-84-118	HZ18	97
LS-84-206	GR6	85
LS-84-212	GR2LBB	85
LS-84-214	GR4LBB	85
LS-84-216	GR6LBB	85
LS-84-232	GR2BB	85
LS-84-233	GR3BB	85
LS-84-234	GR4BB	85
LS-84-235	GR5BB	85
LS-84-236	GR6BB	85
LS-84-240	LS9FT	52
LS-84-547	PW36047	35
LS-85-024	WN10	94
LS-85-025	WN	94
LS-85-090	TCL	95
LS-85-095	AR24	95
LS-85-100	TNRS	95
LS-85-120	R24	94
LS-85-124	WNRS	94
LS-85-125	UCT25	90
LS-85-202	SAL202	96
LS-85-210	SALR	96
LS-85-315	YFT15	91
LS-85-330	YFT30	91
LS-85-335	YFTBN	91
LS-85-510	ICFW10047	91
LS-85-900	FTZS	93
LS-85-901	FTZ1/8	93
LS-85-902	FTZ1/4	93
LS-85-903	FTZ3/8	93
LS-85-904	FTZ1/2	93
LS-85-905	FTZ3/4	93
LS-85-906	FTZ1	93
LS-85-907	FTZ 1-1/4	93
LS-85-908	FTZ 1-1/2	93
LS-85-921	MB1/8	92
LS-85-975	CP3/4	92

1-800-445-5218  
(308) 235-4645

sales@grisk.com

1-800-523-1227  
FAX (308) 235-3561

lsdinc.com

# Cross Reference Index by Model

Model	Part No.	Page No.
ABHL	LS-55-320	31
ACP55	LS-53-300	18
AR24	LS-095	95
AT7	LS-61-000	39
ATMC	LS-52-400	33
ATMM	LS-80-600	64, 65
ATMMC	LS-80-600C	64, 65
BB27/16	LS-63-716	34
BBZ5/16	LS-63-516	34
BBZ5/16B	LS-63-016	34
BBZ7/16B	LS-63-017	34
BIK	LS-80-400	62
BNC-FP	LS-51-141	17
CP3/4	LS-85-975	92
CXT	LS-57-500	26, 27
CZ24	LS-81-600	48, 49
CZ24C	LS-81-625	33
CZ30	LS-81-130	44, 45
CZ30L	LS-81-230	46, 47
CZAD	LS-81-361	59
CZB	LS-81-116	53
CZB3	LS-81-104	53
CZBL	LS-81-216	53
CZBL3	LS-81-204	53
CZCOB	LS-81-320	60
CZCOF	LS-81-330	61
CZCOM	LS-81-340	61
CZCONN	LS-81-350	61
CZD	LS-81-360	55, 58
CZFBN	LS-81-020	60
CZFT	LS-81-026	58
CZHDM	LS-81-362	59
CZIDOZ	LS-80-450	63
CZLBT	LS-81-316	54, 95
CZLBTB	LS-81-313	54, 74
CZLBTG	LS-81-314	54, 74
CZLBTR	LS-81-312	54, 74
CZLH	LS-81-315	55, 75
CZMBN	LS-81-010	60
CZP36	LS-81-000	42, 43
CZPTK	LS-81-117	57
CZST	LS-81-307	58
CZTUBE	LS-81-355	61
CZX3	LS-81-103	53
CZX	LS-81-106	53
CZXL	LS-81-206	53
DBCH115	LS-56-115	41
DBHC10	LS-56-015	40
DBHCP	LS-56-018	40
DBRBHC	LS-56-017	40
DCZ	LS-56-200	28
DCZL	LS-56-250	28

Model	Part No.	Page No.
DS-6	LS-53-135	19
DTS	LS-81-128	58
EZCUT	LS-53-315	20
EZS	LS-53-210	12, 13
FBF	LS-81-506	87
FCFP	LS-51-140	17
FEKW12	LS-83-112	91
FF1218F	LS-65-318	37
FF1224F	LS-65-324	37
FF1236F	LS-65-336	37
FF1248F	LS-65-348	37
FF1258F	LS-65-358	37
FF1272F	LS-65-372	37
FF3818F	LS-65-218	37
FF3824F	LS-65-224	37
FF3848F	LS-65-248	37
FF3858F	LS-65-258	37
FF386F	LS-65-236	37
FF3872F	LS-65-272	37
FFA2418B	LS-65-418	36
FFA3818	LS-65-400	36
FFA3824	LS-65-405	36
FFE33	LS-65-437	38
FFE55	LS-65-438	38
FFE69	LS-65-439	38
FFMB3824	LS-65-424	36
FFMB3836	LS-65-436	36
FLO30	LS-81-830	50, 51
FLO36	LS-81-800	50, 51
FPKIT	LS-51-146	17
FS	LS-81-501	86, 87
FS4	LS-81-502	87
FSC	LS-81-507	33, 87
FTZ 1-1/2	LS-85-908	93
FTZ 1-1/4	LS-85-907	93
FTZ1	LS-85-906	93
FTZ1/2	LS-85-904	93
FTZ1/4	LS-85-902	93
FTZ1/8	LS-85-901	93
FTZ3/4	LS-85-905	93
FTZ3/8	LS-85-903	93
FTZS	LS-85-900	93
FW	LS-81-504	87
FW36047	LS-84-047	91
FW36062	LS-84-062	91
GR12	LS-82-112	88, 89
GR18	LS-82-118	88, 89
GR2BB	LS-84-232	85
GR2LBB	LS-84-212	85
GR3BB	LS-84-233	85
GR4BB	LS-84-234	85
GR4LBB	LS-84-214	85

1-800-445-5218  
(308) 235-4645

sales@grisk.com

1-800-523-1227  
FAX (308) 235-3561

lsdinc.com

# Cross Reference Index by Model

Model	Part No.	Page No.
GR5	LS-82-105	88, 89
GR5BB	LS-84-235	85
GR6	LS-84-206	85
GR6BB	LS-84-236	85
GR6LBB	LS-84-216	85
GRC	LS-82-380	89
GRL	LS-82-390	89
GRL5	LS-82-391	89
GRMINI	LS-82-110	88, 89
HZ18	LS-84-118	97
HZ9	LS-84-109	97
ICFW10047	LS-85-510	91
IDOZC	LS-52-450	33
JTIP	LS-82-370	55, 59, 89
JTIPL	LS-82-371	59, 95
KDSH12	LS-53-105	18
KDSH12RB	LS-53-110	18
KTIPL	LS-82-365	59
LBS	LS-53-310	97
LS-56-117	LS-56-117	41
LS-56-118	LS-56-118	41
LS-56-119	LS-56-119	41
LS9FT	LS-84-240	52
LSDMT	LS-51-180	21
LSPTC	LS-52-150	33
LSSTK	LS-81-118	56
LZBNC	LS-81-125	58
MB1/8	LS-85-921	92
MBF	LS-81-508	87
MFT	LS-51-160	16
MK1	LS-54-125	23
MRS	LS-56-280	29
MS1520	LS-57-113	24
P-1	LS-54-105	22
P-2	LS-54-106	22
P1/4	LS-62-000	35
P3/8	LS-62-005	35
PB8	LS-52-100	32
PL5	LS-53-320	21
PSB	LS-54-110	23
PSF1	LS-54-060	23
PSP	LS-54-200	23, 33
PSSR	LS-54-130	23
PW36047	LS-84-547	35
R24	LS-85-120	94
RATMM	LS-80-610	82, 83
RATMMC	LS-80-610C	82, 83
RBPLBT	LS-81-317	54, 74
REB1/2	LS-62-348	35
REB3/4	LS-62-368	35
REB3/8	LS-62-338	35
RR24	LS-81-740	72, 73

Model	Part No.	Page No.
RR30	LS-81-730	68, 69
RR30L	LS-81-735	70, 71
RR3FBL	LS-81-716	76
RR3MF	LS-81-702	76
RR3MFL	LS-81-704	76
RR6FB	LS-81-717	76
RR6FBL	LS-81-718	76
RR6MF	LS-81-701	76
RR6MFL	LS-81-703	76
RRAD	LS-81-761	74, 79
RRBCT	LS-81-710	78
RRBT	LS-81-708	79
RRCONN	LS-81-756	79
RRDZM	LS-81-709	78
RRFT	LS-81-713	78
RRHDM	LS-81-762	79
RRIDOZ	LS-80-460	80, 81
RRJT	LS-81-707	75, 79
RRLBT	LS-81-719	54, 74
RRLW	LS-81-751	55, 75
RRMC	LS-81-754	79
RRMLTC	LS-81-711	78
RRP36	LS-81-700	66, 67
RRPTK	LS-81-745	77
RRS614	LS-81-715	78
RRS618	LS-81-714	78
RRZT	LS-81-706	75, 79
S151	LS-51-151	14, 15
SAL202	LS-85-202	96
SALR	LS-85-210	96
SBTM	LS-81-305	58
SSZ9	LS-57-100	25
T-1	LS-54-126	23
T-2	LS-54-127	23
T-4	LS-54-128	23
T151	LS-51-150	14, 15
T2151	LS-51-152	14, 15
TBCP	LS-81-300	60
TCL	LS-85-090	95
TDVD	LS-50-950	11
TNRS	LS-85-100	95
UCT25	LS-85-125	90
WEMINI	LS-55-415	30
WN	LS-85-025	94
WN10	LS-85-024	94
WNRS	LS-85-124	94
YFT15	LS-85-315	91
YFT30	LS-85-330	91
YFTBN	LS-85-335	91
ZTIP	LS-82-350	55, 59, 89
ZTIPL	LS-82-355	59, 95

1-800-445-5218  
(308) 235-4645

sales@grisk.com

1-800-523-1227  
FAX (308) 235-3561

lsdinc.com

# Catalog Contents

The Art of Installation .....	2
Company History.....	3
Warranty Information.....	4

The FiberFuse™ Difference.....	5
--------------------------------	---

Cross Reference Index by Part Number .....	6-7
Cross Reference Index by Model .....	8-9

## **Installation, Staging, Set Up & Testing**

<b>Training:</b> “Wire Running, As Easy As That” DVD..	11
--	----

### **Hands & Fingers**

EasyStripper™ .....	12-13
Screwdrivers.....	14-15
Magnetic Finger .....	16
Finger Protector Connector Wrench.....	17

### **Knives & Punch**

Twist-Lock Utility Knife.....	18
Center Punch .....	18
Drywall Saw .....	19

### **Measuring & Leveling**

EZ-Cut Level & Template .....	20
Pocket Level.....	21
Tape Measure.....	21
Compact Portable Soldering Kit .....	22-23

### **Sensors**

Zircon Multiscanner .....	24
Zircon Stud Sensor Pro SL.....	25
Chex-Zit Continuity Tester .....	26-27

### **Reel Holders**

DeCoil-Zit Wire Holder.....	28
Multi-Level Reel Stand .....	29

### **Vision**

Wall-Eye Mini .....	30
Adjustable Beam Headlamp.....	31

### **Tool Storage & Transport**

Screw & Connector Bag .....	32
Replacement Cases .....	33

## **Drilling & Cutting**

### **Specialty Bits**

Base-Boar-Zit .....	34
ReBore-Zit Drill Bits .....	35
Reference Bits.....	35

### **Installation Drill Bits**

Premium Masonry Bits .....	36
Premium Auger Bits .....	36
Premium Freeform Flexible Bits.....	37

## **Extensions & Guides**

Freeform Flexible Extensions.....	38
Directional Tool.....	39

## **Hole Cutters**

10” Adjustable Double Blade Hole Cutter.....	40
12” Multi-Function Hole Cutter .....	41

## **Threaded Connector Wire Running, Pushing & Pulling Wire**

Creep-Zit 36” Pro .....	42-43
Creep-Zit 30” .....	44-45
Creep-Zit 30” Luminous .....	46-47
Creep-Zit 24” Compact .....	48-49
Creep-Zit Black Light Rod Systems .....	50-51
Creep-Zit 9 ft Kit.....	52
Creep-Zit Single/Replacement Rods .....	53
Lighted Bullnose Tips.....	54
Luminous Whisk.....	55
Creep-Zit Accessory Tip Kits .....	56-57
Creep-Zit Accessories .....	58-59
Creep-Zit Replacement Parts .....	60-61
Apprentice Tool Kit.....	62
Installer’s Dozen Threaded Tool Kit.....	63
All-Tool-Master Threaded Tool Kit .....	64-65

## **Quick Connect Wire Running, Pushing & Pulling Wire**

Roy Rods™ 36” Pro .....	66-67
Roy Rods™ 30” .....	68-69
Roy Rods™ 30” Luminous .....	70-71
Roy Rods™ 24” Compact .....	72-73
Lighted Bullnose Tips.....	74
Luminous Whisk.....	75
Roy Rods™ Single/Replacement Rods .....	76
Roy Rods™ Accessory Tip Kit .....	77
Roy Rods™ Accessories .....	78-79
Installer’s Dozen Quick Connect Tool Kit .....	80-81
All-Tool-Mate Master Quick Connect Tool Kit ..	82-83

## **FiberFuse™**

The FiberFuse™ Difference.....	84
Single Push/Pull Rods .....	85

## **Specialty Wire Running, Pushing & Pulling Systems**

Fish-Tix Commercial Cable Kit.....	86-87
Grabbit Telescoping Fiberglass Poles.....	88-89
Fishing Wires and Tapes.....	90-91
Pull Sleeves & Pull Socks.....	92-93

## **Spanning & Retrieval Tools**

Wet Noodle .....	94
Auto Noodle .....	95
Original Sling-A-Line Span Caster .....	96
Retrieval Tools.....	97

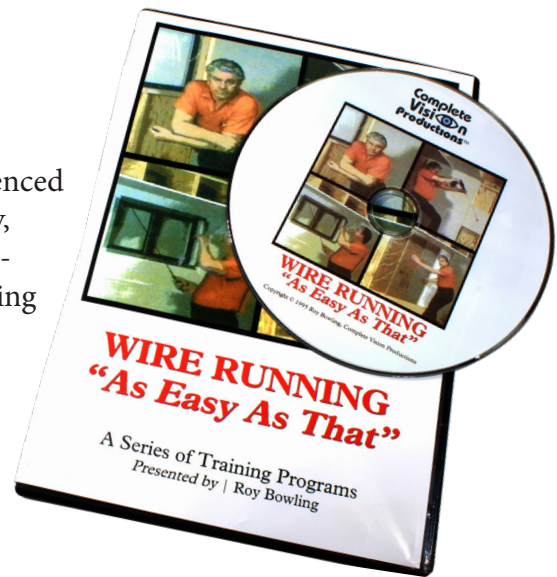
# Wire Running “As Easy As That” DVD



Whether a novice or an experienced installer specializing in security, sound, telephone or home automation, this training series will pay for itself by saving you time and enhancing your profits.

## Section 1: Unique Bits and Baseboards (18 min.)

How to remove baseboard molding, run wire between tack strip and wall; drill a hole in base molding without removing baseboard; enlarge a hole size with the wire already present without damaging the wire.



**Section 2: Drill Bits and Fire Blocks (17 min.)** Fire blocks will seem non-existent; see what takes place in the wall when drilling through top and bottom plates. Always find the hole you drilled.

**Section 3: Finishing Between Floors (16 min.)** Effectively fish wires in multi-story residences. Whether you are mounting devices on a first floor or a basement ceiling learn how to hide wires between floors.

**Section 4: Finished Basement and Crawl Spaces (19 min.)** The shortest, quickest way to run wire from the basement to first floor. Eliminate having to maneuver in dreaded crawl spaces.

**Section 5: Attic Fishing (18 min.)** Three professional methods are shown in this section. No matter whether there is just a little, or a great amount of insulation, these methods will cut your time and frustration in half.

**Section 6: Insulated Walls (30 min.)** Learn how to fish wires in empty walls. How to make insulation work for you, be it stapled bat insulation, moisture barrier stapled over bat insulation, blow-in cellulose or even Styrofoam. Fish from attic down to crawl space; learn the easy way to fin an insulated wall when there is a slab floor.

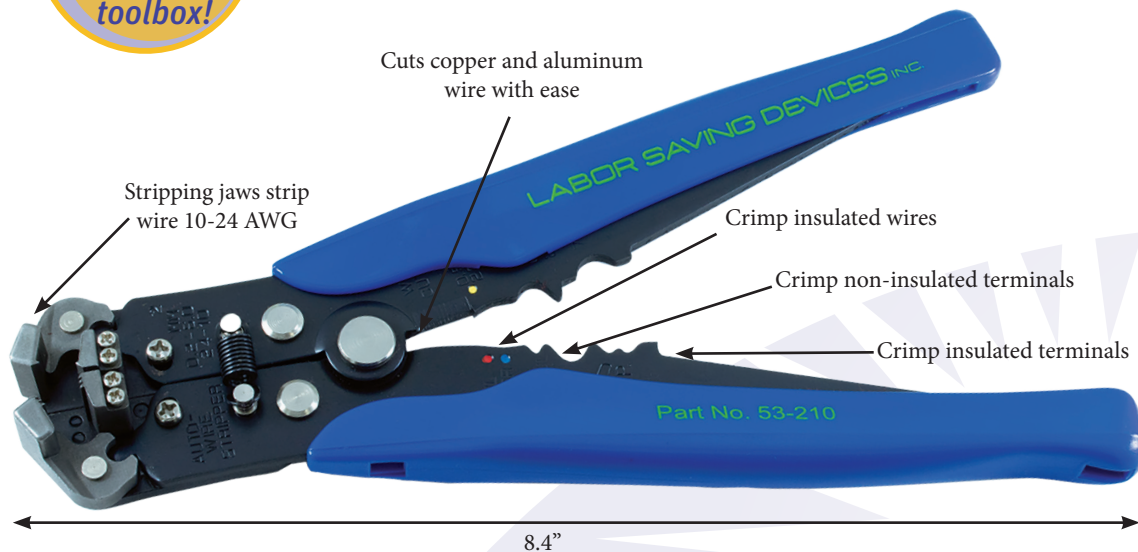
DESCRIPTION	PART NO.	MODEL
Wire Running “As Easy As That” DVD	LS-50-950	TDVD



G.R.I. Plaza  
1-800-445-5218  
(308) 235-4645  
sales@grisk.com

Kimball, NE 69145  
1-800-523-1227  
FAX (308) 235-3561  
lsdinc.com

## EasyStripper™ Self Adjusting Wire Stripper




*The only strippers you'll ever need for those wiring jobs!*

The EasyStripper™ multifunction wire stripping tool makes wire stripping fast and easy. This self-adjusting tool can strip wire from 10-24 gauge, stranded or solid core wire with one squeeze of the handles. Built of solid, high quality black oxide steel construction, the tool also provides connector crimp and any wire cutting capabilities built-in to the handle.

DESCRIPTION	PART NO.	MODEL
EasyStripper™ Self Adjusting Wire Stripper	LS-53-210	EZS

### Cutting



Easily cut aluminum and copper wires, coated and uncoated, up to 1/4" thick.


### Crimping




Capable of crimping insulated and non-insulated terminals and wires.

### Stripping


This tool works perfectly every single time.



Everything from household to automotive, speaker and HVAC wires, this tool can self-adjust to accommodate all wires and sizes from 10 to 24 AWG.



You can strip solid core and stranded wires, un-insulated, insulated and jacketed without harming interior wires.



It can even strip multiple wires simultaneously, saving you even more time!

For more information about how to use the LSDI EasyStripper™, check out this video:

<https://youtu.be/-pcfYW06LLo>

## Screwdrivers

*Tamperproof - T151*



*Standard - S151*



*Tamperproof 2 - T2151*



On installation jobs, time is money. Many installers waste valuable time hunting for needed tools. Our MegaPro 15-in-1 Screwdrivers have limitless uses and can replace numerous fixed head screwdrivers in your tool box, saving space, weight and time spent trying to find that other screwdriver.

The MegaPro screwdrivers are made of high impact plastic and superior grade steel with industrial grade steel bits, available in either standard bit model or specialized bit models. Each model has in-handle storage for the included quick change bit collection. The unique design also include a rotating "palm" end cap to facilitate higher driving force and increased rotational torque when driving fasteners, a textured non-slip main body for improved grip, and a bit locking mechanism for secure and reliable fastener driving.

DESCRIPTION	PART NO.	MODEL
MegaPro 15-in-1 Tamperproof Bit Screwdriver	LS-51-150	T151
MegaPro 15-in-1 Standard Bit Screwdriver	LS-51-151	S151
MegaPro Tamperproof 2 Screwdriver	LS-51-152	T2151

## Tamperproof Bit Model LS-51-150, T151

The Tamperproof spanner screwdriver is a complete security screwdriver set in one driver. This 15-in-1 screwdriver is a must for all commercial and industrial tradesmen including electricians, locksmiths, telephone technicians, maintenance personnel, etc.

The Tamperproof assortment includes the most popular security bits: various sizes of Spanners, Hex Pins and Torx Pins. The shaft opening also serves as a 1/4 hex driver.

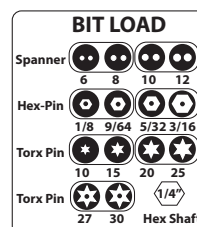
Weight: 0.66 lbs

Dimensions: 9.84 x 4.9 x 1.96 in

Driver Features: Tamperproof, Hex, EZ Guide Collar, Retractable

Bit Cartridge and Palm Saver Cap

Screwdriver Bits: Torx, Spanner, Hex-Pin, Torx-Pin, 1/4" Hex Shaft



## Standard Bit Model LS-51-151, S151

The MEGAPRO Original 15-in-1 Screwdriver has industrial-grade torx, square, hex, slotted and phillips screwdriver bit sizes combined into one. This all-purpose multi-bit screwdriver is our most popular seller.

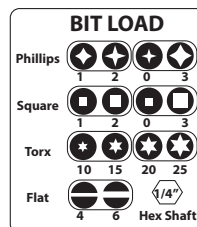
Loaded with 7 double end professional quality bits, this assortment of bit types and sizes provides the 14 most popular tips for driving screws. The shaft opening serves as a 1/4 hex driver. Hence the name "15-in-1."

Weight: 0.5 lbs

Dimensions: 9.84 x 4.9 x 1.97 in

Driver Features: EZ Guide Collar, Retractable Bit Cartridge and Palm Saver Cap

Screwdriver Bits: Phillips, Square, Torx, Flat, 1/4" Hex Shaft



## Tamperproof Bit Model #2 LS-51-152, T2151

The MEGAPRO Tamperproof 2 tri-wing screwdriver features an additional selection of 14 different security fastener driver bits. This 15-in-1 multi-bit screwdriver is a must for all commercial and industrial tradesmen including electricians, locksmiths, telephone technicians, maintenance personnel, etc.

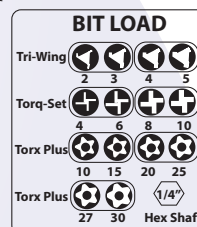

Included bit types are TRI-WING, TORQ-SET, and TORX PLUS TAMPER RESISTANT. The shaft opening also serves as a 1/4 hex driver.

Weight: 0.66 lbs

Dimensions: 9.84 x 4.9 x 1.97 in

Driver Features: Tamperproof, Hex, EZ Guide Collar, Retractable Bit Cartridge and Palm Saver Cap

Screwdriver Bits: Tri-Wing, Torq-Set, Torx Plus, 1/4" Hex Shaft



## Hands and Fingers Tools



### *The Magnetic Finger*

A powerful magnet on your fingertip allows you to hold or retrieve small ferrous (contains iron) metal objects with precise control.

- Retrieve hard to hold items
- Fasten bolts in tight spaces
- Safely hold a nail in place
- Stretches but fits snugly for either hand, finger or size
- Incredibly versatile for multiple usage



This handy little glove will pick up nuts, bolts, washers, screws, nails, needles and many other ferrus metals. *(Will not pick up aluminum, copper, silver, brass and lead, just to name a few.)*

Perfect for using around the home, home repair and installation, electrical, plumbing, automotive and even crafts!

Useful to keep one in your toolbox, on your workbench, in the kitchen drawer, glove compartment, desk and even fits into a wallet or purse.

Many of our wire running, pushing and pulling tips and accessories are made of ferrus materials. Which means that when you drop a Creep-Zit™ lighted bullnose tip, a connector tip for the RoyRods™ system or even the wire loop for the Auto Noodle, you can easily pick them up with the Magnetic Finger.

DESCRIPTION	PART NO.	MODEL
The Magnetic Finger	LS-51-160	MFT

### *Finger Protector Connector*

These handy connector tools protect your fingers when working with BNC connector or F-Connectors in tight spaces such as rack systems or panels. The conical shape provides rotational leverage for tightening or loosening connectors and prevents those frustrating finger nicks and cuts. Each wrench doubles as a press-fit tool for installing connectors onto cable.

- Small and lightweight - fits into your pocket
- Slides easily over straight or bent cables



F-Connector Wire fits securely into the grooves of the 51-140 FCFP



DESCRIPTION	PART NO.	MODEL
F Connector Finger Protector (black)	LS-51-140	FCFP
BNC Connector Finger Protector (blue)	LS-51-141	BNC-FP
2 Piece Finger Protector Kit (one of each F and BNC)	LS-51-146	FPKIT

Videos for these products and more are available at GRI and LSDI YouTube:  
[https://www.youtube.com/channel/UC6DiB2CUXTktCd\\_xm0MB6VA](https://www.youtube.com/channel/UC6DiB2CUXTktCd_xm0MB6VA)



G.R.I. Plaza

1-800-445-5218  
(308) 235-4645

sales@grisk.com

Kimball, NE 69145

1-800-523-1227  
FAX (308) 235-3561


lsdinc.com

## Knives and Punch Tools

### *Twist-Lock Utility Knife*

#### **More than “just” a utility knife!**

This heavy duty utility knife features thicker, larger and more durable snap off blades. The secure locking mechanism consists of a knurled twist knob that firmly locks the blade within the all steel blade channel. The knife body is constructed of impact resistant ABS plastic, yellow in color for quick identification. Blades are 7 mm thick (40% thicker than most standard blades), 25 mm wide and specially heat treated to start sharper and last longer.



**Warning:** Products on these pages are extremely sharp and can cause serious injury. Use proper safety techniques and equipment when using these products.

DESCRIPTION	PART NO.	MODEL
Twist-Lock Utility Knife	LS-53-105	KDSH12
Replacement Blades	LS-53-110	KDSH12RB

### *Automatic Center Punch*

This one-handed tool will center punch a starter dimple in wood, metal, plastic or other materials to save time with starting fasteners or drilling holes. The main body of the Automatic Center Punch is constructed of blue anodized aircraft grade aluminum and the punch tip is made of hardened steel. Includes a pocket clip so that it is always with you.



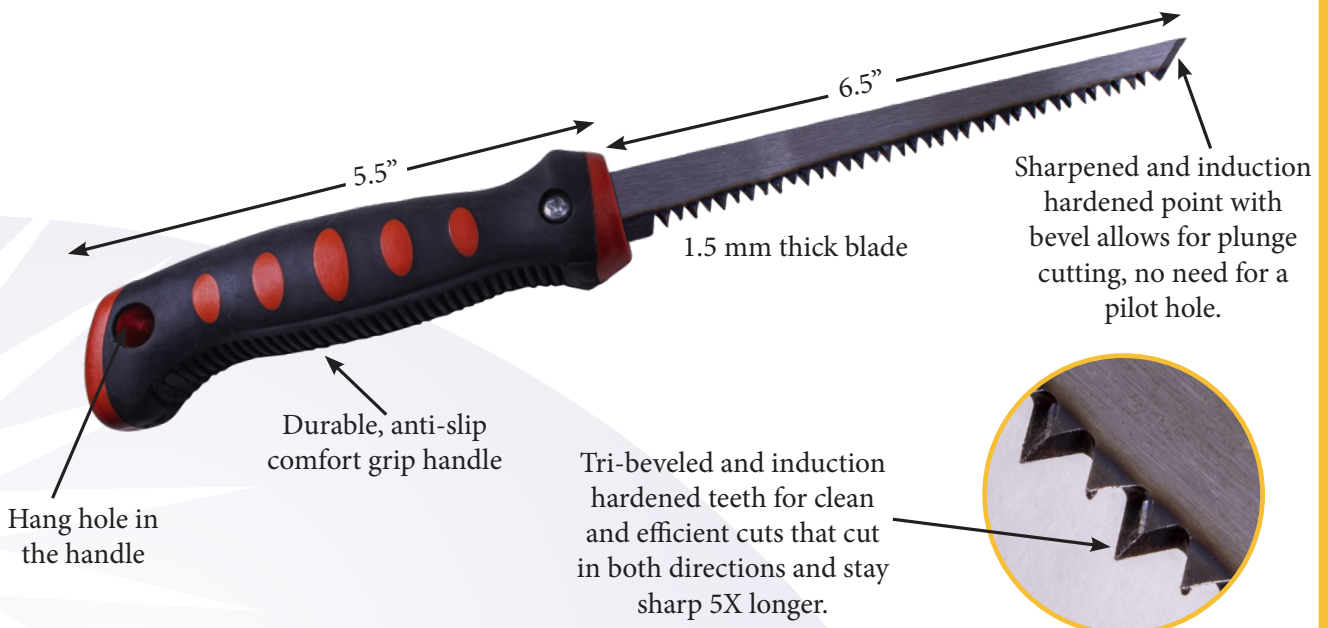
**Be accurate the first time! This tool can save you time and frustration with starting fasteners or drilling holes. If necessary, the steel tip can be re-sharpened using a table mounted grinder or drill mounting grinding wheel.**

DESCRIPTION	PART NO.	MODEL
Automatic Center Punch	LS-53-300	ACP55

*Drywall Saw****Professionally developed for your needs!***

You can count on this tool to deliver superior and long lasting performance thanks to the blade's 8 TPI high carbon steel construction. This is then induction hardened for even longer durability. Even the blade is thicker than typical drywall saws. The tri-beveled teeth were designed straight for cutting in both push and pull strokes that create clean and efficient cuts. Those three cutting surfaces will make your job 50% faster than traditional hand saws. Designed for both straight and curved cutting jobs.

Perfect for cutting drywall, wallboard, plywood, cement board, thin paneling, PVC as well as a perfect addition to your garden shed for sawing small tree limbs, trimming and pruning.



DESCRIPTION	PART NO.	MODEL
Drywall Saw	LS-53-135	DS-6

Videos for these products and more are available at GRI and LSDI YouTube:

[https://www.youtube.com/channel/UC6DiB2CUXTktCd\\_xm0MB6VA](https://www.youtube.com/channel/UC6DiB2CUXTktCd_xm0MB6VA)



G.R.I. Plaza

1-800-445-5218  
(308) 235-4645

[sales@grisk.com](mailto:sales@grisk.com)

Kimball, NE 69145

1-800-523-1227  
FAX (308) 235-3561

[lsdinc.com](http://lsdinc.com)

## Measuring and Leveling

### *EZ-CUT™ Professional Level & Template*



Place  
electrical  
boxes right  
the first  
time!

The EZ-CUT™ Template and Level is a template for cutting out single or double gang boxes and includes integrated vertical and horizontal leveling vials to assure you are positioning your box in a perfectly level position. This lightweight tool makes your cuts accurate and eliminates the frustration of using a separate level for your gang box installations.

- Made in the USA of high impact plastic
- Rubberized seals on the back to prevent slipping


*Professional  
installations demand  
accuracy!*



DESCRIPTION	PART NO.	MODEL
Professional Level & Template	LS-53-315	EZCUT

Videos for these products and more are available on YouTube:

EZ-CUT: <https://youtu.be/mZGA2SoS-qo>



## Pocket Level

Use this level in small or confined spaces where your long traditional level just does not fit or when you need to optimize your trips between your vehicle and the installation site. This compact level is only 5" long and fits into your pocket or tool pouch for maximum convenience and transportability.

DESCRIPTION	PART NO.	MODEL
5" Pocket Level	LS-53-320	PL5

## 25' Tape Measure



- Case made of soft, non-slip rubber and high impact plastic
- 1" wide blade with printed fractions for quick measurements
- Extra-wide lock button for easy thumb action
- Removable belt clip provides easy access and portability
- High quality at a budget friendly price



Removable clip

DESCRIPTION	PART NO.	MODEL
25" Tape Measure	LS-51-180	LSDMT

Videos for these products and more are available at GRI and LSDI YouTube:

<https://youtu.be/5CJnrlX7XBs>

## Compact Soldering Kit

*by Portasol*

This kit provides a convenient soldering solution for ensuring proper signal integrity in wire connectors and other electrical connections. Manufactured by Portasol, this system uses an efficient butane fueled catalytic heating system that concentrates the heat at the soldering tip for effective and accurate soldering. The soldering wand has a built-in igniter and an intensity adjustment wheel to allow a range of heat adjustment settings from 10 to 60 watts. The wand uses replaceable tips, flints and fuel supplies.



Our Portasol Soldering Kit include a 7" butane soldering wand with replacement flints, a standard 2.4 mm tip (on the wand) a wider 4.8 mm replacement tip, 1 oz of 60/40 solder along with a protective carrying case for all kit components. The case includes a convenient belt loop so that you can carry the kit with you for ready access on all your installation jobs. If shipment is within the United States, the kit will also include a 1.9 oz refill canister of ultra pure premium butane (54-105 P-1). If shipped out of the United States, you will need to order the butane free kit (54-106 P-2).



DESCRIPTION	PART NO.	MODEL
Portasol Soldering Kit	LS-54-105	P-1
Portasol Soldering Kit (without butane)	LS-54-106	P-2

Accessories and Replacement Parts page 23.

*The Portasol Professional* was designed and manufactured in 1984 by Oglesby & Butler as the worlds first ever gas powered catalytic soldering iron. The model we carry offers:

- Assorted spare tips
- Flint ignition
- 60 minute run time
- Anti Static ESD Safe
- Ready to melt solder less than 30 seconds from ignition
- Flameless combustion (solder & hot air modes)
- Fixed or Adjustable temperature control
- 10 - 60 watts equivalent medium power adjustable



Replacement Flints  
LS-54-060



Replacement 60/40 Solder  
LS-54-130

### *Accessories and Replacement Parts for Portasol Professional*

DESCRIPTION	PART NO.	MODEL
Portasol Replacement Flints (6)	LS-54-060	PSF1
Zippo Butane Refill for Portasol	LS-54-110	PSB
Portasol Soldering Iron only	LS-54-125	MK-1
Portasol Replacement Tip 1.2 mm (small)	LS-54-126	T-1
Portasol Replacement Tip 2.4 mm (medium)	LS-54-127	T-2
Portasol Replacement Tip 4.8 mm (large)	LS-54-128	T-4
Portasol Replacement 1 oz 60/40 Solder Roll	LS-54-130	PSSR
Replacement Pouch for Portasol Kit	LS-54-200	PSP

Videos for these products and more are available at GRI and LSDI YouTube:

<https://youtu.be/7NEd0AZJGV8>



G.R.I. Plaza

1-800-445-5218  
(308) 235-4645

[sales@grisk.com](mailto:sales@grisk.com)

Kimball, NE 69145

1-800-523-1227  
FAX (308) 235-3561

[lsdinc.com](http://lsdinc.com)

## Sensors

### *Zircon MultiScanner® i520 OneStep®*

This multifunction scanner features four scanning modes:

- **STUD SCAN:** Locates the center and edges of wood and metal studs up to 3/4" (19 mm) deep
- **STUD DEEPCAN®:** Locates the center of wood and metal studs up to 1 1/2" (38 mm) deep
- **METAL SCAN:** Detects and locates ferrus (magnetic) metal (such as 1/2" rebar) up to 3" (76 mm) deep and non-ferrus (non-magnetic) metal up to 1 1/2" (38 mm) deep
- **AC SCAN:** Detects and locates live unshielded AC wires up to 2" (51 mm) deep

WireWarning® detection automatically detects and alerts of live AC wires in STUD SCAN, STUD DEEPCAN®, and METAL SCAN modes. When AC voltage is detected, the AC WireWarning® icon will be displayed on the screen.

**NOTE:** Operating instructions included with sensor.



#### WORKING WITH DIFFERENT MATERIALS

**Wallpaper:** The scanner will function normally on walls covered with wallpaper or fabric, unless the materials are metallic foil, contain metallic fibers, or are still wet from application. *Wallpaper may need to dry for several weeks after application for accurate scanning.*

**Freshly painted walls:** Walls may take a week or longer after application for scanner to work, switch to STUD SCAN mode during this time or to METAL SCAN mode to locate nails or drywall screws.

**Lath & plaster:** Due to irregularities in plaster thickness, it is difficult to locate studs in STUD SCAN mode. Change to METAL SCAN mode to locate nail heads in the wood lath. *If plaster has metal mesh reinforcement, the scanner will be unable to detect through the material.*

**Extremely textured walls or acoustic ceilings:** Place a piece of thin cardboard over rough surfaces and use DEEPCAN® mode. If you have irregular scanning results, switch to METAL SCAN mode to locate nails or drywall screws.

**Wood flooring, subflooring or gypsum drywall over plywood sheathing:** Use DEEPCAN® mode and move the tool slowly. Signal strength indicator may only display 1 or 2 bars when locating a stud through thick surfaces.

MultiScanner i520 cannot scan for wood studs and joists through carpet and padding.

**NOTE:** Sensing depth and accuracy can vary due to moisture, content of materials, wall texture and paint.

DESCRIPTION	PART NO.	MODEL
Zircon Multiscanner i520	LS-57-113	MS1520

### Zircon StudSensor™ Pro SL

The StudSensor™ Pro SL locates the edges of studs and joists up 1½ in. (38 mm) deep in walls, floors, and ceilings. Featuring a sleek and slender, high-impact case with a built-in belt clip.

#### Operating Instructions

- Always scan for studs with the scanner placed straight up and down, flat against the wall. Press and hold the power button. Wait for a beep to confirm calibration has completed before moving the scanner.
- Continue to hold in the power button then slowly slide the unit horizontally across the wall. As you approach a stud, the red LED's will light successively, from bottom to top.
- When the top green LED is lit, the SpotLite® beam shines, and a steady tone sounds, you have located the edge of a stud. Mark this spot.
- Without releasing the power button, continue scanning beyond the marked spot until the green LED goes out. Slide unit in reverse direction to locate other edge of stud. Mark this second spot. Middle of stud is centered between the two marks.
- ***If you have difficulty locating a stud after this, it could be that the stud is deep (walls are thick) and you need to activate the DeepScan® feature.*** With the unit still placed flat against the wall and the button depressed, quickly (within one second) release and re-press the power button. The DeepScan® LED will light up. Scan for studs again, using the highest LED indicated as the edge of the stud.



#### SCANNING DIFFERENT SURFACES

**Freshly painted walls:** Walls may take a week or longer after application for scanner to work accurately.

**Wallpaper:** The scanner will function normally on walls covered with wallpaper or fabric, unless the materials are metallic foil, contain metallic fibers, or are still wet from application. *Wallpaper may need to dry for several weeks after application for accurate scanning.*

**Lath & plaster:** Due to irregularities in plaster thickness, this tool is not recommended for use on lath & plaster. The StudSensor™ Pro SL cannot scan for wood studs and joist through ceramic tile or carpeting and padding.

**NOTE:** Sensing depth and accuracy can vary due to moisture, content of materials, wall texture and paint.

DESCRIPTION	PART NO.	MODEL
Zircon StudSensor Pro SL	LS-57-100	SSZ9

Videos for these products and more are available on YouTube:

Zircon MultiScanner® i520: <https://youtu.be/vRj0GBKc0Aw>

Zircon StudSensor™ Pro SL: <https://youtu.be/L9CfVYAxGMo>



G.R.I. Plaza

1-800-445-5218  
(308) 235-4645

[sales@grisk.com](mailto:sales@grisk.com)

Kimball, NE 69145


1-800-523-1227  
FAX (308) 235-3561

[lsdinc.com](http://lsdinc.com)

## Chex-Zit™

### Pocket Leadless Continuity Tester

The Chex-Zit™ pocket tester is a unique penlight-size **leadless** continuity and electrical current tester with pocket clip. Unlike most continuity testers, it does not need additional wires or clip-leads and has a 220K internal DC resistance. It is useful in testing many different types of electronic components, checking wires and repairing appliances. The Chex-Zit™ is made of aircraft grade aluminum and buffed to a durable satin finish. A bright red LED indicates when continuity (no open circuits) or voltage is detected.



Use the Chex-Zit to check alarm panels before you power-up the panel.

#### USED HEAVILY IN:

- Production lines
- Field Servicing
- Home and hobbies
- Circuit tracking
- Identifies continuity
- Checks polarity
- Checks for voltage

#### COMMON USES:

- Cables and cable harnessing
- Rack wiring
- Security and alarm systems
- Telecommunications
- Test equipment
- Circuit boards
- Electrical appliances
- Cords and fuses
- Batteries and polarity
- Relay contacts
- Multi conductor cable
- Diodes
- Electrical circuits
- Interconnect systems
- Debugging
- Semiconductor equipment
- Auto and boat wiring
- Transformer winding
- Cabinet wiring
- Control systems
- Lab equipment
- Electric motor chassis
- Switches
- Relays
- Solenoids
- Tube heaters
- Photo cells
- Transistors
- Pulse transformer
- Selenium rectifiers
- Relay coils
- Non-electrolitic capacitors
- Photo diode
- Light bulbs

**To use,** first remove the protective cap, then simply hold one lead under test with one hand and the Chex-Zit™ in the other. When the probe touches the other component's lead, your body completes the circuit. If the component under test has continuity - even beyond 10 megohms - the red LED in the tip will glow bright; the brighter the glow, the lower the resistance of the item under test.

DESCRIPTION	PART NO.	MODEL
Chex-Zit Continuity Tester	LS-57-500	CXT

## GENERAL INSTRUCTIONS

To change the batteries, unscrew the cap at the bottom of the Chex-Zit and remove the old batteries. Insert two new AAA 1.5v batteries in the unit ***with the positive side toward the batter cap which is the bottom of the unit.*** Replace bottom cap.

Continuity checks may vary from one person to another due to the body chemistry or the dryness of the skin. For best contact, moisten fingers.

**To check fuses**, hold fuse in one hand, making sure the fingers are in contact with one side of the fuse; holding the Chex-Zit in the other hand, touch the other end of the fuse with the probe of the tester. If the fuse is good, the red LED will light up; if the fuse is bad, the LED won't light up.

**To check diodes** (low leakage silicon), hold the cathode end of the diode in one hand; holding the Chex-Zit in the other, touch the anode with the probe of the tester. If the diode is good, the LED will NOT glow. Now, reverse the diode in your hand and touch the cathode with the probe; if the diode is good, the LED will glow.

**To check silicone transistors NPN**, hold the base lead of the transistor in one hand and touch both the collector and the emitter with the probe; the LED should glow both times. Now hold the emitter lead and touch the base lead with the probe; the LED should NOT glow.

**To check silicone transistors PNP**, hold the base lead of the transistor in one hand and touch both the collector and the emitter with the probe; the LED should NOT glow either time. Now hold the emitter lead and touch the base lead with the probe; the LED should glow. Lastly, hold the collector lead and touch the base lead with the probe; the LED should glow. (Germanium transistors have too much leakage to be checked with the Chex-Zit.)

**To check capacitors (non-electrolitic)**, hold capacitor lead in one hand and touch the other end of the capacitor with the probe of the Chex-Zit. This will charge the capacitor (the LED should pulse then off). Now, with the capacitor charged up, hold the opposite end in one hand and touch the capacitor lead with the probe; the LED should light up for a certain time depending of the value of the capacitor (for a value of 0.25 yF the LED will glow for approximately 3 seconds). If the LED stays on, then the capacitor is shorted. If the LED never glows, the capacitor is open. The approximate minimum value of capacitance that be checked is 50. pf.

**Checking cables:** Identification of a long run of twisted pair cables may be accomplished in the following manner: temporarily clip a diode across the two ends of the twisted pair. Now, hold one lead in one hand and touch the other end with the probe of the Chex-Zit. You should get a diode action (light in one direction but not in the other). By using a combination of diodes, you can identify many conductors in a cable run.

## ELECTRICAL SPECIFICATIONS

Tip internal series DC resistance	220Kohms
Voltage of tip in stand-by mode	0.5 VDC
Max. top current when testing a component	11 Microamps
Minimum AC voltage detectable (Logicprobe)	3. Volts P-P
Type of output indicating lamp	Solid State Lamp
Powered by	2 AAA batteries
Two year warranty against failure other than battery damage or extreme abuse.	
Patent #3,919,631	

Videos for these products and more are available on YouTube:

<https://youtu.be/CNWy17nOH24>



G.R.I. Plaza

Kimball, NE 69145

1-800-445-5218  
(308) 235-4645

1-800-523-1227  
FAX (308) 235-3561

[sales@grisk.com](mailto:sales@grisk.com)


[lsdinc.com](http://lsdinc.com)

## Reel Holders

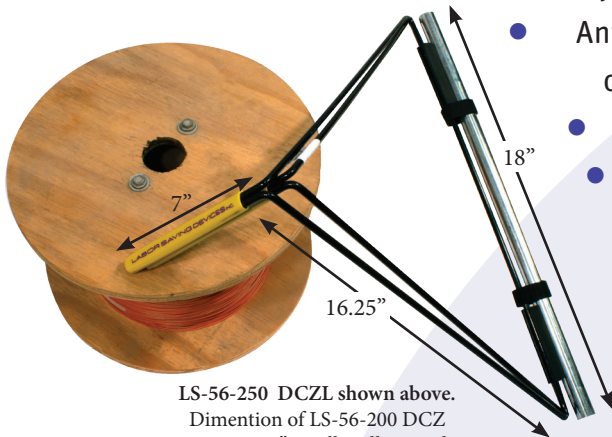


### *DeCoil-Zit™ Wire Reel Holder*

The DeCoil-Zit™ is a collapsible wire reel/spool holder that can be quickly assembled or disassembled for on-site use and easy storage. Available in two sizes; standard for up to 20" diameter reels and large for up to 25" diameter. Both models consist of two heavy duty tempered steel tripods, welded and powder coated that slide together with standard 1/2" conduit (included) to form a stable platform for your wire reels.



*Cut longer lengths of 1/2" conduit to hold multiple reels with your DeCoil-Zit as needed.*



LS-56-250 DCZL shown above.  
Dimension of LS-56-200 DCZ  
is approx. 2" smaller all around.

- Easy assembly and disassembly for compact storage
- Anti-slip rubber feet provide grip to prevent sliding or scratching floors
- Velcro tabs to keep it all together during transport
- Cut longer lengths of 1/2" conduit to hold multiple reels as needed
- Both models (DCZ - up to 20" reels and DCZL-up to 25" reels) are capable of handling up to 300 pounds

DESCRIPTION	PART NO.	MODEL
DeCoil-Zit™ Wire Reel Holder (up to 20" reels)	LS-56-200	DCZ
DeCoil-Zit™ Wire Reel Holder (up to 25" reels)	LS-56-250	DCZL

Videos for these products and more are available on YouTube:  
DeCoil-Zit Wire Reel Holder: <http://youtu.be/T5myQyUD0y8>

### Multi-Level Reel Stand

This portable reel stand is lightweight, versatile and can be easily assembled or disassembled for convenient transport and storage. The stand has two heavy duty polycarbonate ends (each is 15" tall and 21" wide at the base) that are designed to hold a variety of spools using conduit you provide to form the support for the number of reels you need. The Multi-Level Reel Stand can accommodate three sizes of conduit - 1/2", 3/4" or 1" diameter cut to any length you choose (include 18" of 1/2" E.M.T. conduit). You can even support multiple reels on up to three separate conduits for maximum versatility! Supports up to 400 lbs. total weight.



- Holds spools up to 24" in diameter
- Use one, two or all three available levels
- Includes 18" OF 1/2" E.M.P. conduit
- Supports up to 400 pounds total weight
- Customize with a conduit of your choice: 1/2", 3/4" or 1"

DESCRIPTION	PART NO.	MODEL
Multi-Level Reel Stand	LS-56-280	MRS

## Vision

### Wall-Eye™ Mini

Retrofit wire and cable installation is challenging. Depending upon the building structure, the geography and that date of construction, the building codes, materials used and construction standards may differ drastically. Furthermore, supposedly “consistent” modern construction techniques may present surprises inside the walls. Things like fire blocks, PVC conduits and plumbing, insulation, metal studs, existing wires and potential non-code modifications can make a retrofit installation a nightmare. Running wire in new construction is so much easier when you can see where you need to go and what lies in your path. Why not see your path in retrofit as well?



- This compact hand-held periscope viewer and flashlight enable you to see inside dark and confined wall cavities or ceilings through any 3/4" access hole.
- Used to view obstacles inside walls such as fire blocks, top or bottom plates, conduit, plumbing, existing wire, studs and debris before you commit to drilling your retrofit wire path.
- Compact and made of durable ABS plastic. Comes with a handy pocket clip and will fit easily into your pocket.

DESCRIPTION	PART NO.	MODEL
Wall-Eye™ Mini	LS-55-415	WEMINI

Videos for these products and more are available on YouTube:

Wall-Eye Mini: <https://youtu.be/J3oTLVPiqDg>

### *Adjustable Beam Headlamp*

The Cree headlamp is designed for superior functionality and versatility as well as comfort. The small and lightweight body is comfortable but not clunky on your head. The bright white LED will last 100,000 hours or more and has a 170 meter beam range with 160 lumen output. It has three handy light settings of high, low and strobe and features a revolutionary focus technology so that you can twist to zoom from a nail head to wide angle lighting situation depending on your need. A click lock system allows you to swivel the lamp 90° up or down.



- Modes: High, Low and Strobe
- LED Service Life: 100,000 hours plus
- Chip: 1x Cree LED
- Beam Range: 170 meters
- Running Life: Approximately 75 Hours
- Lumen: 160
- Light: Bright White
- Power Supply: 3 AAA batteries (not included)
- Size: 2.17" x 2.24" x 2.64"

DESCRIPTION	PART NO.	MODEL
Adjustable Beam Headlamp	LS-55-320	ABHL

## Tool Storage and Transport

### *Screw & Connector Bag*



*Compact,  
lightweight  
and  
durable!*

### *The Installers' Best Friend!*



This connector bag gives the installer new freedom and convenience at the job site. Eight separate compartments can be used to organize connectors, various fasteners and other small parts. The parachute cord closure doubles as a carrying handle. Constructed of heavy duty ballistic nylon with a no-mar bottom.

- Eight compartments
- Heavy duty ballistic nylon
- Long lasting parachute cord
- Toggles to cinch bag closed
- Durable metal eyelets

DESCRIPTION	PART NO.	MODEL
Screw & Connector Bag	LS-52-100	PB8

Videos for these products and more are available on YouTube:  
Screw & Connector Bag: <https://youtu.be/PuCsB5Htr9g>

*24" Quiver/Compact Rod Case*



*Portasol Soldering Case*



*Installers Dozen Case*



*Small Accessory Pouch*



*FishTix Nylon Case*




*All-Tool-Mate™ Organizer Case*

We designed this tool organizer case to save you time transporting, organizing and accessing your installation tools. Made of padded and durable ballistic nylon with a full length heavy duty zipper. Over 40 different compartments, sleeves and pockets!



DESCRIPTION	PART NO.	MODEL
Small Accessory Pouch	LS-52-150	LSPTC
All-Tool-Mate Organizer Case	LS-52-400	ATMC
Installers Dozen Case Only	LS-52-450	IDOZC
Portasol Soldering Kit Replacement Pouch	LS-54-200	PSP
FishTix Nylon Replacement Case	LS-81-507	FSC
24" Quiver/Compact Rod Case	LS-81-625	CZ24C

## Specialty Bits



### Base-Boar-Zit®

We developed this unique drill bit to create a curved hole from just below the carpet line up into the center of the floor plate in the wall cavity. Avoid the messy and time consuming alternative of removing the baseboard and chiseling out a path through the wall and the wood floor plate. This tool provides a clean, professional installation when you need to route wire or cable from the floor level up into the wall. Great for slab construction, concrete floors or under-carpet wire applications.

The unique function of this tool is a product of our innovative, patented design. The sturdy powder coated steel frame directs the specialized cable shaft paddle bit up along an arc into the wall cavity so that you prevent drilling through the opposite wall surface.


The Base-Boar-Zit is available in two sizes: the standard 5/16" and the larger 7/16" to accommodate coax. Each size is shipped as a kit that includes the cable bit with frame, a 10' thin fish wire in a storage case (to fish your wire or cable through the curved hole) and a hex wrench.



**Warning:** Do not attach a drill to the Base-Boar-Zit until the unit is firmly in place and ready to drill.

**Warning:** Do not reverse the drill at anytime. This will cause the metal coil to unravel and will ruin the bit.

**Warning:** Do not use Fish Wire in live circuit environments.




DESCRIPTION	PART NO.	MODEL
5/16" Base-Boar-Zit Kit	LS-63-516	BBZ5/16
5/16" Replacement Bit	LS-63-016	BBZ5/16b
7/16" Base-Boar-Zit Kit	LS-63-716	BBZ7/16
7/16" Replacement Bit	LS-63-017	BBZ7/16b
.047 Diameter 10 ft. Fish Wire in Case	LS-85-510	ICFW10047

Videos for these products and more are available on YouTube:

Base-Boar-Zit: <https://youtu.be/1av-9QtACkw>

## ReBore-Zit® Drill Bits

The ReBore-Zit is the only drill bit designed to enlarge a previously drilled hole while retaining the existing wire in the hole. The bit is fabricated with a hollow bodied drill bit containing a free spinning, swivel eyelet mounted to its pilot hole center shaft. Just secure your existing wire onto the eyelet and re-drill your hole to a larger size. The bit will not twist the wire. Use the appropriate ReBore-Zit bit to accommodate the preexisting hole (pilot hole) and step-up in ReBore-Zit sizes until you obtain your desired final hole size.



**Warning:** Use proper safety techniques and equipment when using this product.


DESCRIPTION	PART NO.	MODEL
3/8" ReBore-Zit (1/4" Pilot Size)	LS-62-338	REB3/8
1/2" ReBore-Zit (3/8" Pilot Size)	LS-62-348	REB1/2
3/4" ReBore-Zit (3/4" Pilot Size)	LS-62-368	REB3/4
1/4" ReBore-Zit Pilot Only Attachment	LS-62-000	P1/4
3/8" ReBore-Zit Pilot Only Attachment	LS-62-005	P3/8

Videos for these products and more are available on YouTube:

ReBore-Zit: <https://youtu.be/iXOHiGpVZR4>

## Reference Bits

The small diameter (0.047") reference bits allow you to drill a reference hole through material to check for obstructions, knots or other undesirables, and as a reference point to measure when drilling up through a top plate, or up from a basement through any kind of insulation. The hole created is so small it will remain unnoticed and does not need refinishing. Simply cut at an angle to create a point at the length you need and drill. When using, the drill chuck must be fully closed and tight.



DESCRIPTION	PART NO.	MODEL
Reference Bits (10-Pack)	LS-84-547	PW36047

Videos for these products and more are available on YouTube:

Reference Bits: <https://youtu.be/SDkvvXRDRyY>



G.R.I. Plaza

1-800-445-5218  
(308) 235-4645

[sales@grisk.com](mailto:sales@grisk.com)

Kimball, NE 69145

1-800-523-1227  
FAX (308) 235-3561

[lsdinc.com](http://lsdinc.com)

## Installation Bits

### Premium Masonry Bits



This high quality masonry bit has a 118 degree carbide tip for precision feeding and cleaner holes. This bit offers superior strength compared to other masonry bits. Fabricated in the USA by Freeform to our high standards.

DESCRIPTION	PART NO.	MODEL
Premium Freeform Masonry Bit 3/8" x 24"	LS-65-424	FFMB3824
Premium Freeform Masonry Bit 3/8" x 36"	LS-65-436	FFMB3836



**Warning:** Use proper safety techniques and equipment when using products on this page.

### Premium Auger Bits



This high quality auger bit may become one of your most popular drill bits. Fabricated by Freeform using advanced manufacturing techniques, this bit includes an integral lead screw with coarse threads for precise drilling. The lead screw minimizes bit drift or "walk" and will help "pull" the bit through wood, taking less effort by the installer. The bit is made of a

heat treated, high quality carbon steel for strength and is formed having wide flutes to carry drill debris and chippings away from the bit head to reduce clogging.

DESCRIPTION	PART NO.	MODEL
Premium Freeform Auger Bit 1/2" x 18"	LS-65-400	FFA1218
Premium Freeform Auger Bit 1/2" x 24"	LS-65-405	FFA1224
Premium Freeform Auger Bit 3/4" x 18"	LS-65-418	FFA2418B

## Premium Freeform Flexible High Speed Drill Bits

Professional installers consistently choose these Freeform™ drill bits above conventional bellhanger bits and other drill bits for retrofit installation applications because of superior functionality, high quality construction and dependable performance. These bits have many features that make them your best choice for a wide variety of retrofit situations. High speed steel offers superior functionality. Manufactured in the USA by Freeform™.

### Features:

- Designed to drill through steel plates as well as wood
- 118 degree point provides more gradual breakthrough and limits the grabbing that occurs when using a standard 135 degree point
- Split point tip and slow spiral design improves bit self-cleaning and eases pull back.
- 3/16" flexible shaft allows you to easily align the bit along a stud for reference drilling
- Holes in drill bit head and chuck end for attaching wire

*Directional Tool  
for Flexible Bits  
and Extensions  
found on page 22*



**Warning:** Use proper safety techniques and equipment when using this product.

DESCRIPTION	PART NO.	MODEL
Premium Freeform Bit 3/8" x 18"	LS-65-218	FF3818F
Premium Freeform Bit 3/8" x 24"	LS-65-224	FF3824F
Premium Freeform Bit 3/8" x 36"	LS-65-236	FF3836F
Premium Freeform Bit 3/8" x 48"	LS-65-248	FF3848F
Premium Freeform Bit 3/8" x 58"	LS-65-258	FF3858F
Premium Freeform Bit 3/8" x 72"	LS-65-272	FF3872F
Premium Freeform Bit 1/2" x 18"	LS-65-318	FF1218F
Premium Freeform Bit 1/2" x 24"	LS-65-324	FF1224F
Premium Freeform Bit 1/2" x 36"	LS-65-336	FF1236F
Premium Freeform Bit 1/2" x 48"	LS-65-348	FF1248F
Premium Freeform Bit 1/2" x 58"	LS-65-358	FF1258F
Premium Freeform Bit 1/2" x 72"	LS-65-372	FF1272F

## Extensions and Guides

### *FFEXT™ Freeform Series Flexible Extensions for drill bits*

are designed for a variety of unique drilling situations. Made to handle high torque loads, yet still allow needed flexibility for better control. This series enables the installer to drill through the top and bottom plates and multiple fire blocks from the same entry point, making a two story (or beyond) retrofit installation quick and easy. The FFEXT™ series has the ability to follow through a hole as small as 3/8" without sacrificing strength or flexibility. The unique 3 set screw configuration insures a secure compression lock. These extensions are ideal for low voltage wire paths that utilize smaller drilled holes with increased speed and efficiency.



*As with any long bit drilling situation, where the bit can become unwieldy, we also recommend our Directional Tool (AT7 LS61-000) for stability and control. See reverse for more information.*



**WARNING:** *We do not recommend mixing different diameter shaft sizes when used in conjunction with other extensions.*

DESCRIPTION	PART NO.	MODEL
33" 3/16 for 3/16 Extension by Freeform	LS-65-437	FFE33
53" 3/16 for 3/16 Extension by Freeform	LS-65-438	FFE53
69" 3/16 for 3/16 Extension by Freeform	LS-65-439	FFE69

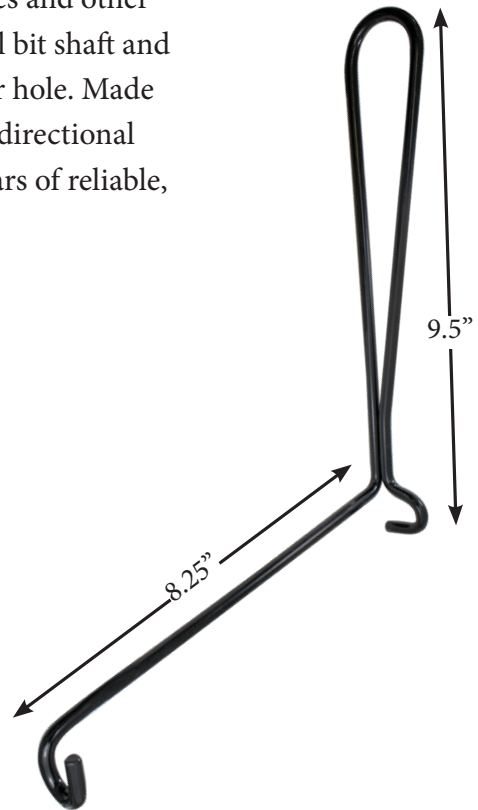
Videos for these products and more are available at GRI and LSDI YouTube:

<https://youtu.be/ksOU0XsAEMY>

*The Directional Tool* enables you to hold, control and guide flexible shaft drill bits and extensions into wall cavities and other confined spaces. Place the tool over your flexible drill bit shaft and arc your bit into the proper angle before drilling your hole. Made of hardened 1/4" steel and welded construction, our directional tool is finished with a durable powder coating for years of reliable, trouble free service.



Drill bit not included.



*This tool is recommended when using any of our flexible drill bits or drill bit extensions!*

DESCRIPTION	PART NO.	MODEL
Directional Tool for Flex Bits	LS-61-000	AT7

Videos for these products and more are available at GRI and LSDI YouTube:

<https://youtu.be/5CJnrlX7XBs>



G.R.I. Plaza  
1-800-445-5218  
(308) 235-4645  
sales@grisk.com

Kimball, NE 69145  
1-800-523-1227  
FAX (308) 235-3561  
lsdinc.com

## Adjustable Double Blade Hole Cutter

### *12" Multi-Function Hole Cutter*

The new, larger 12" Dual Blade Hole Cutter is adjustable, allowing you to cut holes from 1.9" (48 mm) to 12" (305 mm) in diameter and from .125" (3 mm) to 2" (50 mm) in depth. The DBHC15 comes with both tungsten carbide steel blades and high speed steel blades, both can be sharpened and replaced. The diameter is quickly changed by moving the blade holders with the Hex wrench, included. The red screw knob allows for quick changes of cutting depth. The clear dust shield improves working visibility while collecting shavings for fast cleanup. Comes in a durable storage case. Perfect for canned lighting, speakers and much more!



\*Drill not included

### BASIC INSTRUCTIONS

- Adjust to desired width and depth
- Attach to drill
- Remove safety caps from blades and pilot bit
- Always wear safety glasses when using product
- Verify that there are no electrical components behind the surface to be drilled
- Slowly drill pilot hole in center of desired area
- Begin drilling process slowly
- Allow dust to settle within bowl several seconds before removing from surface
- Empty and wipe dust tray with soft cloth
- Clean surface with tack cloth
- Disassemble and store for future use

COMPLETE INSTRUCTIONS WITH PURCHASE.

Durable case  
included:  
15" x 18"



## APPLICATIONS

- For cutting round holes in ceilings, walls and floors
- Cuts veneer, plywood, sheet rock (gypsum board), fiberglass, fiber cement board, plaster, stucco, etc.
- Can be used with either hand drill or pillar drill
- Maximum cutting depth: 2" (50 mm)
- Maximum cutting diameter: 12" (305 mm)



Pilot Drill  
Bit



Tungsten Carbide  
Steel Blades



High Speed  
Steel Blades

DESCRIPTION	PART NO.	MODEL
12" Double Blade Hole Cutter	LS-56-115	DBHC115
Tungsten Carbide Replacement Blades for 12" Cutter	LS-56-117	-
High Speed Steel Replacement Blades for 12" Cutter	LS-56-118	-
Pilot Drill Bit for 12" DBHC	LS-56-119	-

Videos for these products and more are available at GRI and LSDI YouTube:  
Double Blade Hole Cutters: [https://youtu.be/ ORvQNaBuPc](https://youtu.be/ORvQNaBuPc)



## CREEP-ZIT™ THREADED CONNECTOR WIRE RUNNING ROD SYSTEM

### Creep-Zit™ Pro 36ft Rod Kit



#### THIS KIT INCLUDES:

- Five FiberFuse™ 6 ft. push/pull rods with male and female threaded connector ends
- One luminous (glows in the dark) FiberFuse™ 6 ft. push/pull rod with male and female threaded connector ends
- One threaded connector 6 ft. Fish-Tailz™ 1/8" diameter mesh pull sock
- Luminous whisk threaded connector tip
- Lighted bullnose tip
- One 12" ball chain threaded connector tip
- Female bullnose threaded connector tip
- Male bullnose threaded connector tip
- Kit packaged in a sturdy, reusable, clear plastic square tube

DESCRIPTION	PART NO.	MODEL
Creep-Zit™ Pro 36ft. Threaded Connector Wire Running Rod Kit	LS-81-000	CZP36



#### FiberFuse™ - The Professional Standard

Our FiberFuse™ construction provides a superior rod that is strong and durable with excellent flexibility, shape memory and performance. *See page 84 for more information about our proprietary FiberFuse™ fiberglass construction process.* The unique construction is more expensive to make than our competitor's rods, but well worth it. FiberFuse™ rods will not produce the micro splinters of glass fibers that can get into your hands like other rods on the market. All FiberFuse™ rods can be purchased separately in either threaded connectors or quick connect, as single rods or in kits to provide ultimate versatility and value.


1-800-445-5218  
(308) 235-4645  
sales@grisk.com

1-800-523-1227  
FAX (308) 235-3561


lsdinc.com



*FiberFuse™ 6 ft. push/pull rods*  
**Part No. LS-81-106 Model CZX**  
 Replacement rods on page 53.



*Luminous (glow in the dark) FiberFuse™ 6 ft. push/pull rod*  
**Part No. LS-81-206 Model CZLX**  
 Replacement rods on page 53.



*Female Threaded Connectors and Male Threaded Connectors*  
 These come attached to the FiberFuse™ rods. Replacement parts on page 61.



*Female Bullnose Connector*  
**Part No. LS-81-020 Model CZFBN**  
*Male Bullnose Connector*  
**Part No. LS-81-010 Model CZMBN**  
 Replacement parts on page 60.



*6 ft. Fish-Tailz™ 1/8" Threaded Connector Male Mesh Pull Sock*  
**Part No. LS-81-128 Model DTS**  
 This non-conductive pull sock works like a woven finger trap to cover and securely pull wires up to one RG6 or equivalent in size.



*Lighted Bullnose Tip™*  
**Part No. LS-81-316 Model CZLBT**  
 Bright white light helps fish wire in dark places. Attach wires to the end, battery life over 100 hours. Full description and more colors available on page 54.



*Luminous Whisk Male Threaded Connector Tip*  
**Part No. LS-81-315 Model CZLH**  
 Full description on page 55.



*12" Ball Chain Threaded Connector Tip*  
**Part No. LS-81-305 Model SBTM**  
 Full description on page 58.

**For Additional Accessories and Replacement Parts see pages 52-61.**

Videos for these products and more are available on YouTube:  
 Creep-Zit™ Pro 36ft: <https://youtu.be/c1FPsNmH89c>



## **CREEP-ZIT™ THREADED CONNECTOR WIRE RUNNING ROD SYSTEM**

### **Creep-Zit™ 30ft Rod Kit**



#### **THIS KIT INCLUDES:**

- Four FiberFuse™ 6 ft. push/pull rods with male and female threaded connector ends
- One luminous (glows in the dark) FiberFuse™ 6 ft. push/pull rod with a female threaded connector on one end and a fixed bullnose on the other end
- Luminous whisk threaded connector tip
- Lighted bullnose tip
- 12" ball chain lanyard
- Kit packaged in a sturdy, reusable, clear plastic square tube


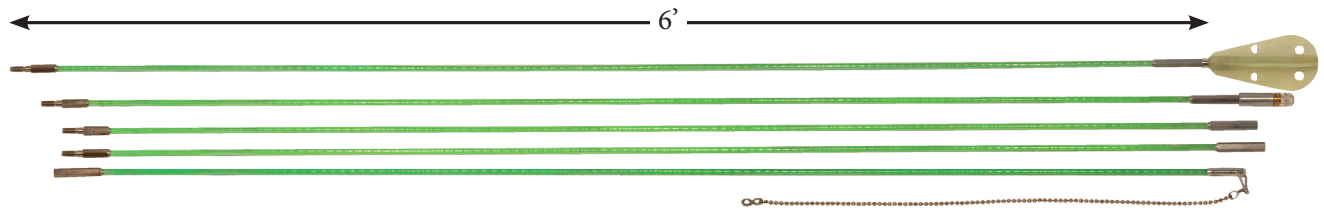
DESCRIPTION	PART NO.	MODEL
Creep-Zit™ 30 ft. Threaded Connector Wire Running Rod Kit	LS-81-130	CZ30

#### **FiberFuse™ - The Professional Standard**


Our FiberFuse™ construction provides a superior rod that is strong and durable with excellent flexibility, shape memory and performance. *See page 84 for more information about our proprietary FiberFuse™ fiberglass construction process.* The unique construction is more expensive to make than our competitor's rods, but well worth it. FiberFuse™ rods will not produce the micro splinters of glass fibers that can get into your hands like other rods on the market. All FiberFuse™ rods can be purchased separately in either threaded connectors or quick connect, as single rods or in kits to provide ultimate versatility and value.

1-800-445-5218  
(308) 235-4645  
sales@grisk.com

1-800-523-1227  
FAX (308) 235-3561  
lsdinc.com



*FiberFuse™ 6 ft. push/pull rods*  
**Part No. LS-81-106 Model CZX**  
 Replacement rods on page 53.



*Luminous (glow in the dark) FiberFuse™ 6 ft. push/pull rod*  
**Part No. LS-81-206 Model CZLX**  
 Replacement rods on page 53.



*Female Threaded Connectors and Male Threaded Connectors*  
 These come attached to the FiberFuse™ rods. Replacement parts on page 61.



*Ball Chain Lanyard*  
 12" of ball chain with a hook to attach to a bullnose rod end.



*Luminous Whisk Male Threaded Connector Tip*  
**Part No. LS-81-315 Model CZLH**  
 Full description on page 55.



*Lighted Bullnose Tip™*  
**Part No. LS-81-316 Model CZLBT**  
 Bright white light helps fish wire in dark places. Attach wires to the end, battery life over 100 hours. Full description and more colors available on page 54.

**For Additional Accessories and Replacement Parts see pages 52-61.**

Videos for these products and more are available on YouTube:  
 Creep-Zit™ 30ft: <https://youtu.be/mgWhW45BLaI>



## **CREEP-ZIT™ THREADED CONNECTOR WIRE RUNNING ROD SYSTEM**

# **Creep-Zit™ 30ft Luminous Rod Kit**



### **THIS KIT INCLUDES:**

- Four Luminous (glows in the dark) FiberFuse™ 6 ft. push/pull rods with male and female threaded connector ends
- One Luminous (glows in the dark) FiberFuse™ 6 ft. push/pull rod with a female threaded connector on one end and a fixed bullnose on the other end
- Luminous whisk threaded connector tip
- Lighted bullnose tip
- 12" ball chain lanyard
- Kit packaged in a sturdy, reusable, clear plastic square tube


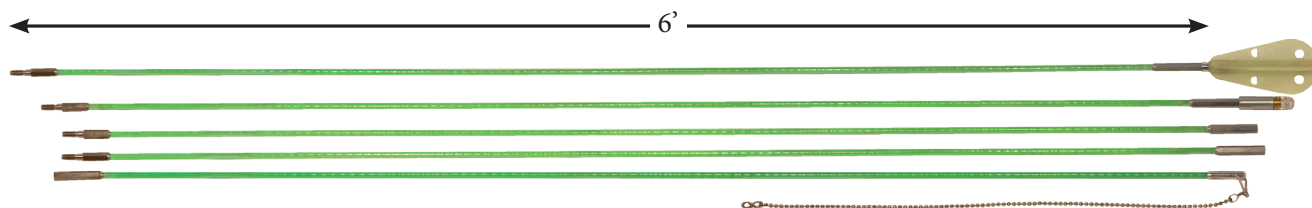
DESCRIPTION	PART NO.	MODEL
Creep-Zit™ 30 ft. Luminous Threaded Connector Wire Running Rod Kit	LS-81-230	CZ30L

### **FiberFuse™ - The Professional Standard**

Our FiberFuse™ construction provides a superior rod that is strong and durable with excellent flexibility, shape memory and performance. *See page 84 for more information about our proprietary FiberFuse™ fiberglass construction process.* The unique construction is more expensive to make than our competitor's rods, but well worth it. FiberFuse™ rods will not produce the micro splinters of glass fibers that can get into your hands like other rods on the market. All FiberFuse™ rods can be purchased separately in either threaded connectors or quick connect, as single rods or in kits to provide ultimate versatility and value.

1-800-445-5218  
(308) 235-4645  
sales@grisk.com


1-800-523-1227  
FAX (308) 235-3561  
lsdinc.com



*Luminous (glow in the dark) FiberFuse™ 6 ft. push/pull rod*

**Part No. LS-81-206 Model CZLX**

Replacement rods on page 53.



*Female Threaded Connectors  
and Male Threaded Connectors*

These come attached to the Fiber-Fuse™ rods. Replacement parts on page 61.



*Ball Chain Lanyard*

12" of ball chain with a hook to attach to a bullnose rod end.



*Luminous Whisk Male Threaded  
Connector Tip*

**Part No. LS-81-315 Model CZLH**

Full description on page 55.



*Lighted Bullnose Tip™*

**Part No. LS-81-316 Model CZLBT**

Bright white light helps fish wire in dark places. Attach wires to the end, battery life over 100 hours. Full description and more colors available on page 54.

**For Additional Accessories and Replacement Parts see pages 52-61.**

Videos for these products and more are available on YouTube:

Creep-Zit™ Luminous 30ft: <https://youtu.be/qLKX6-sVYsM>



## CREEP-ZIT™ THREADED CONNECTOR WIRE RUNNING ROD SYSTEM

### Creep-Zit™ Compact 24ft Rod Kit



#### THIS KIT INCLUDES:

- Seven FiberFuse™ 3 ft. push/pull rods with male and female threaded connector ends
- One Luminous (glows in the dark) FiberFuse™ 3 ft. push/pull rod with a female threaded connector on one end and a fixed bullnose on the other end
- Luminous whisk threaded connector tip
- Lighted bullnose tip
- 12" ball chain lanyard
- Premium nylon shoulder "quiver" case with zippered tip pocket

DESCRIPTION	PART NO.	MODEL
Creep-Zit™ Compact 24ft. Threaded Connector Wire Running Rod Kit	LS-81-600	CZ24



#### FiberFuse™ - The Professional Standard

Our FiberFuse™ construction provides a superior rod that is strong and durable with excellent flexibility, shape memory and performance. *See page 84 for more information about our proprietary FiberFuse™ fiberglass construction process.* The unique construction is more expensive to make than our competitor's rods, but well worth it. FiberFuse™ rods will not produce the micro splinters of glass fibers that can get into your hands like other rods on the market. All FiberFuse™ rods can be purchased separately in either threaded connectors or quick connect, as single rods or in kits to provide ultimate versatility and value.


1-800-445-5218  
(308) 235-4645  
sales@grisk.com

1-800-523-1227  
FAX (308) 235-3561

lsdinc.com



*FiberFuse™ 6 ft. push/pull rods*  
**Part No. LS-81-106 Model CZX**  
 Replacement rods on page 53.



*Luminous (glow in the dark) FiberFuse™ 6 ft. push/pull rod*  
**Part No. LS-81-206 Model CZLX**  
 Replacement rods on page 53.



*Female Threaded Connectors and Male Threaded Connectors*  
 These come attached to the FiberFuse™ rods. Replacement parts on page 61.



*Ball Chain Lanyard*  
 12" of ball chain with a hook to attach to a bullnose rod end.



*Luminous Whisk Male Threaded Connector Tip*  
**Part No. LS-81-315 Model CZLH**  
 Full description on page 55.




*Lighted Bullnose Tip™*  
**Part No. LS-81-316 Model CZLBT**  
 Bright white light helps fish wire in dark places. Attach wires to the end, battery life over 100 hours. Full description and more colors available on page 54.

**For Additional Accessories and Replacement Parts see pages 52-61.**

Videos for these products and more are available on YouTube:  
 Creep-Zit™ Compact 24ft.: <https://youtu.be/d0gfsiJld6k>

## Creep-Zit™ Black Light Rod Kits

### *Black Light Pro 36ft Rod Kit*



#### **THIS KIT INCLUDES:**

- Five Black Light FiberFuse™ 6 ft. push/pull rods with male and female threaded connector ends
- One Black Light FiberFuse™ 6 ft. push/pull rod with female threaded connector on one end and a fixed bullnose tip on the other
- One 6 ft. Fish-Tailz™ 1/8" diameter mesh pull sock with threaded connector
- Luminous whisk threaded connector tip
- Lighted bullnose tip
- One 12" ball chain threaded connector tip
- Female bullnose threaded connector tip
- Male bullnose threaded connector tip
- Black light flashlight
- Kit packaged in a sturdy, reusable, clear plastic square tube


### *Black Light 30ft Rod Kit*



#### **THIS KIT INCLUDES:**

- Four Black Light FiberFuse™ 6 ft. push/pull rods with male and female threaded connector ends
- One Black Light FiberFuse™ 6 ft. push/pull rod with female threaded connector on one end and a fixed bullnose tip on the other
- Luminous whisk threaded connector tip
- Lighted bullnose tip
- One 12" ball chain threaded connector tip
- Black light flashlight
- Kit packaged in a sturdy, reusable, clear plastic square tube

DESCRIPTION	PART NO.	MODEL
Creep-Zit™ Black Light Pro Rod Kit	LS-81-800	FLO36
Creep-Zit™ Black Light Rod Kit	LS-81-830	FLO30



## **BLACK LIGHT FiberFuse™** **6 ft. push/pull rods**

When discretion is desired, these fluorescent rods are vibrant green in daylight, invisible in the dark, yet glow brilliantly under a black light flashlight (included).



## **Black Light Flashlight**

The ultraviolet light from the flashlight detects the fluorescent dye within the rod creating high visibility in the dark.



*\*INCLUDED IN PRO 36FT KIT ONLY*

**Female Bullnose Connector**  
**Part No. LS-81-020 Model CZFBN**  
**Male Bullnose Connector**  
**Part No. LS-81-010 Model CZMBN**  
 Replacement parts on page 60.



*\*INCLUDED IN PRO 36FT KIT ONLY*

## **6 ft. Fish-Tailz™ 1/8" Threaded Connector Male Mesh Pull Sock** **Part No. LS-81-128 Model DTS**

This non-conductive pull sock works like a woven finger trap to cover and pull wires up to one RG6 or equivalent in size.



**Female Threaded Connectors and Male Threaded Connectors**  
 These are attached to the FiberFuse™ rods. Replacement parts on page 61.



## **Ball Chain Lanyard**

12" of ball chain with a hook to attach to a bullnose rod end.



**Luminous Whisk Male Threaded Connector Tip**  
**Part No. LS-81-315 Model CZLH**  
 Full description on page 55.



## **Lighted Bullnose Tip™**

**Part No. LS-81-316 Model CZLBT**  
 Bright white light helps fish wire in dark places. Attach wires to the end, battery life over 100 hours. Full description and more colors available on page 54.

## **For Additional Accessories see pages 52-61.**

*Black Light rods are currently only available in kits. Not sold separately or as replacement rods.*

Videos for these products and more are available on YouTube:

Creep-Zit™ Black Light Rods: [https://youtu.be/PTUf5\\_Vj2a8](https://youtu.be/PTUf5_Vj2a8)

## **FiberFuse™ - The Professional Standard**

Our FiberFuse™ construction provides a superior rod that is strong and durable with excellent flexibility, shape memory and performance. *See page 84 for more information about our proprietary FiberFuse™ fiberglass construction process.* The unique construction is more expensive to make than our competitor's rods, but well worth it. FiberFuse™ rods will not produce the micro splinters of glass fibers that can get into your hands like other rods on the market. All FiberFuse™ rods can be purchased separately in either threaded connectors or quick connect, as single rods or in kits to provide ultimate versatility and value.



G.R.I. Plaza

1-800-445-5218  
 (308) 235-4645

[sales@grisk.com](mailto:sales@grisk.com)


Kimball, NE 69145

1-800-523-1227  
 FAX (308) 235-3561

[lsdinc.com](http://lsdinc.com)

## Creep-Zit™ Threaded Rods

*Creep-Zit™ 9 Foot*



*Each rod can be used alone or combined to form lengths from 3 to 9 feet. Ideal for new or occasional installers or as replacement parts.*

This innovative kit is offered as a result of direct requests from installers. Designed to offer a versatile three piece system of varying length rods for a total of 9 feet.

- Three 3 ft rods with a male threaded connector end on one end and a female threaded connector end on the other.
- One male bullnose tip
- One female bullnose tip


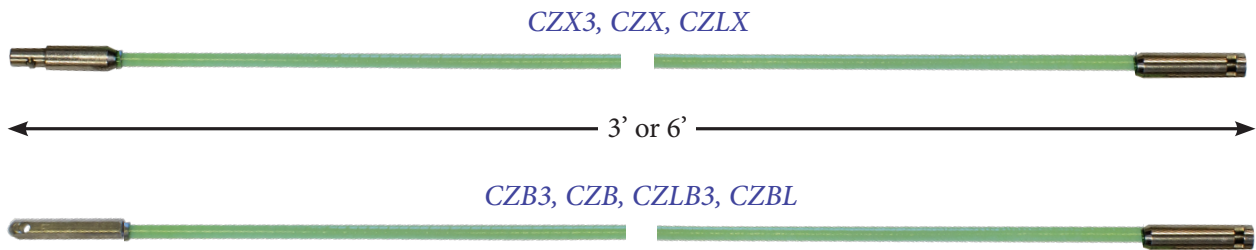
DESCRIPTION	PART NO.	MODEL
Creep-Zit™ 9 Foot Kit	LS-84-240	LS9FT

### FiberFuse™ - The Professional Standard


Our FiberFuse™ construction provides a superior rod that is strong and durable with excellent flexibility, shape memory and performance. *See page 84 for more information about our proprietary FiberFuse™ fiberglass construction process.* The unique construction is more expensive to make than our competitor's rods, but well worth it. FiberFuse™ rods will not produce the micro splinters of glass fibers that can get into your hands like other rods on the market. All FiberFuse™ rods can be purchased separately in either threaded connectors or quick connect, as single rods or in kits to provide ultimate versatility and value.

# **CREEP-ZIT™ THREADED CONNECTOR RODS**


# **Single/Replacement Rods**




*FiberFuse™ 6 ft.  
push/pull rods*




*Luminous (glow in the dark)  
FiberFuse™ 6 ft. push/pull rod*



*Female Threaded  
Connector End*



*Male Threaded  
Connector End*



*Bullnose Threaded  
Connector End*

DESCRIPTION	PART NO.	MODEL
Creep-Zit™ 3ft rod with male and female end	LS-81-103	CZX3
Creep-Zit™ 3ft rod with bullnose and female ends	LS-81-104	CZB3
Creep-Zit™ 6ft rod with male and female ends	LS-81-106	CZX
Creep-Zit™ 6ft rod with bullnose and female ends	LS-81-116	CZB
Creep-Zit™ 3ft Luminous rod with bullnose and female ends	LS-81-204	CZLB3
Creep-Zit™ 6ft Luminous rod with male and female ends	LS-81-206	CZLX
Creep-Zit™ 6ft Luminous rod with bullnose and female ends	LS-81-216	CZBL


Videos for these products and more are available on YouTube:  
 Creep-Zit™ 30ft: <https://youtu.be/mgWhW45BLaII>



G.R.I. Plaza  
 1-800-445-5218  
 (308) 235-4645  
[sales@grisk.com](mailto:sales@grisk.com)

Kimball, NE 69145  
 1-800-523-1227  
 FAX (308) 235-3561  
[lsdinc.com](http://lsdinc.com)

## Lighted Bullnose Tips



### *The Original Lighted Bullnose Tip*


Our patented Lighted Bullnose Tip helps fish wire in hot, dirty, dark places, which is tough enough without the hassle of finding the rod ends you're looking for to attach wires. The LBT makes rod location a snap! Now you're in and out quickly and efficiently to move onto the next job. Small enough to fit through a 3/8" hole and 3 wire attachment holes in the lighted tip cap.

- Long life, ultra bright LED technology makes the LBT essential for locating rod ends in even the darkest places such as attics and crawlspaces
- Battery life tested for over 100 continuous hours!
- Shock resistant - meaning years of trouble free use
- 3 wire attachment points
- Fits drilled holes as small as 3/8"
- Precision steel construction with a rugged Lexan™ bullnose tip disperses light for added visibility

### *Color Lighted Bullnose Tips*

*Our patented Lighted Bullnose Tips are now available in three colors!* Color code your rods for each wire path while your are running into different rooms. Map out entry and exit points that you want to tie together and use the colored lights for markers. Uses for these colored lights are endless!

- Batteries replenish after each use, lasting up to 14 days of continual, diminishing light
- One battery can last up to 30 hours if used once a day for an hour
- Shock resistant for years of trouble free use
- Diameter is 9.5 mm, fits in a 3/8" drilled hole
- Precision steel construction with rugged Lexan™ bullnose tip disperses light for added visibility
- 3 wire attachment points
- Available in packs of 5



DESCRIPTION	PART NO.	MODEL
Creep-Zit™ Threaded Lighted Bullnose Tip	LS-81-316	CZLBT
Creep-Zit™ Threaded Lighted Bullnose Tip, Red, 5 pack	LS-81-312	CZLBTR
Creep-Zit™ Threaded Lighted Bullnose Tip, Blue, 5 pack	LS-81-313	CZLBTB
Creep-Zit™ Threaded Lighted Bullnose Tip, Green 5 pack	LS-81-314	CZLBTG
RoyRods™ Quick Connect Lighted Bullnose Tip	LS-81-719	RRLBT
Replacement Battery Pack for all Lighted Bullnose Tips	LS-81-317	RBLBT




*The tip of the Luminous Whisk is threaded for the attachment of any of our threaded accessories.*



## ***Luminous Plastic Whisk™***

This tip is shaped like a whisk to help guide your rods over obstructions, beams, insulation and other structures. The multi-spoke luminous whisk also acts as a “wheel,” allowing you to accurately steer the tip across most surfaces.

- Made of rugged ABS plastic
- Strong, yet lightweight
- GLOWS IN THE DARK! Excellent for dark or dimly lit environments
- Available for both threaded Creep-Zit™ or quick connect RoyRods™



*Luminous Whisk and Rod in the dark.*

DESCRIPTION	PART NO.	MODEL
Creep-Zit™ Luminous Whisk Threaded Connector Tip	LS-81-315	CZLH
RoyRods™ Luminous Whisk Quick Connect Tip	LS-81-751	RRLW
Creep-Zit™ Male Threaded Connector Z-Tip	LS-82-350	ZTIP
Creep-Zit™ Male Threaded Connector J-Tip	LS-82-370	JTIP
Creep-Zit™ Drag-Zit Magnet Tip Threaded Connector	LS-81-360	CZD

Videos for these products and more are available on YouTube:

Lighted Bullnose Tip.: <https://youtu.be/bwwDB1HZirQ>

Luminous Whisk Tip.: <https://youtu.be/i7JrRjU5Dcs>



**G.R.I. Plaza**

**1-800-445-5218  
(308) 235-4645**

**sales@grisk.com**

**Kimball, NE 69145**

**1-800-523-1227  
FAX (308) 235-3561**

**lsdinc.com**



## CREEP-ZIT™ THREADED CONNECTOR WIRE RUNNING ROD SYSTEM

### Creep-Zit™ Threaded Connector Tip Kits

*Our Most Popular Tips for your Creep-Zit™ System!*



*The best  
of our  
threaded  
connector  
tips!*

#### THIS KIT INCLUDES:

- Z-Tip (page 58-59)
- J-Tip (page 58-59)
- K-Tip (page 58-59)
- Lighted Bullnose Tip (page 54)
- Luminous Whisk Tip (page 55)
- Convenient tip pouch with keyring attachment



*The tip of the Luminous Whisk (glows in the dark) is threaded for the attachment of any of the threaded accessories also included in this kit.*

DESCRIPTION	PART NO.	MODEL
Creep-Zit™ Threaded Connector Small Tip Kit	LS-81-118	LSSTK

Videos for these products and more are available on YouTube:

Lighted Bullnose Tip.: <https://youtu.be/bwwDB1HZirQ>

Luminous Whisk Tip.: <https://youtu.be/i7JrRjU5Dcs>

1-800-445-5218  
(308) 235-4645

[sales@grisk.com](mailto:sales@grisk.com)

1-800-523-1227  
FAX (308) 235-3561

[lsdinc.com](http://lsdinc.com)

## *A Complete Threaded Tip Kit and Case for your Creep-Zit™ System!*

This kit contains a wide range of specialized threaded connector tips for your Creep-Zit™ system. The kit is intended to complement any of our threaded rods by adding multiple specialty tips to meet a wide range of installation challenges.



### **THIS KIT INCLUDES:**

- Z-Tip (page 58-59)
- J-Tip (page 58-59)
- Lighted Bullnose Tip (page 54)
- Drag-Zit Magnetic Connector Tip (page 58)
- Magnetic Tip & Compass (page 58)
- Ball Chain Tip (page 58)
- Flex Tip with Bullnose Tip (page 58)
- Screw Tip (page 58)
- Male Bullnose Tip (page 60)
- Female Bullnose Tip (page 60)
- Convenient Zippered Storage Case

DESCRIPTION	PART NO.	MODEL
Creep-Zit™ Threaded Connector Premium Accessory Tip Kit	LS-81-117	CZPTK



G.R.I. Plaza

1-800-445-5218  
(308) 235-4645

sales@grisk.com

Kimball, NE 69145

1-800-523-1227  
FAX (308) 235-3561

lsdinc.com



## CREEP-ZIT™ THREADED CONNECTOR WIRE RUNNING ROD SYSTEM

### Creep-Zit™ Accessories

#### Creep-Zit™ Male Threaded Flex Tip

This tip provides a bendable 4" extension for your rod that can be bent at an angle or in an offset configuration, used when a straight rod might hang up.

LS-81-026

CZFT



#### Creep-Zit™ Male Threaded Magnetic Bullnose Tip & Compass

This special bullnose with magnet is used in conjunction with the included compass to accurately locate the rod in insulated walls with moisture barrier or blown-in cellulose. Locate the tip of the rod before you drill a hole.

LS-81-125

LZBNC



#### Creep-Zit™ 6 ft x 1/8" Male Threaded Mesh Pull Sock

This non-conductive pull sock works like a "chinese finger trap" to cover and securely pull wires up to one RG6 or equivalent in size.

LS-81-128

DTS



#### Creep-Zit™ Male Threaded Screw On Ball Chain

This male threaded screw-on tip has 12" of ball chain. This tip, when inserted into a wall or cavity, easily retrieves a magnet or hook.

LS-81-305

SBTM



#### Creep-Zit™ Male Threaded Screw Tip

This tip is designed to screw between multi-conductor wiring and water tubing.

LS-81-307

CZST



#### Creep-Zit™ Drag-Zit Magnet Male Threaded Connector Tip

Compatible with both the Creep-Zit rods and the Grabbit telescoping poles (with included adapter). This handy tip is helpful in crawl spaces, ceiling spaces and other hard to reach areas.

LS-81-360

CZD



## **Creep-Zit™ CZAD Adaptors (3 pack)**

These adaptors convert our standard J-Tips and Z-Tips for use with all threaded Creep-Zit rods. Without these adaptors, regular J-Tips and Z-Tips can only be used with the Grabbit family of telescoping rods.



**LS-81-361**

**CZAD**

## **Creep-Zit™ Heavy Duty Magnet Tip**

Super heavy duty magnet threaded for all our Creep-Zit rods.



**LS-81-362**

**CZHDM**

## **Z-Tip Threaded Push/Pull Connector**

The unique inside knife edge securely grabs and holds wire while the outside "V" can be used to push or lay-up wire. Comes with adapter to work with all threaded Creep-Zit rods, without the adapter, this tip fits all Grabbit telescoping rods.



**LS-82-350**

**ZTIP**

## **Large Z-Tip Threaded Push/Pull Connector with 8/32**

The unique inside knife edge securely grabs and holds wire while the outside "V" can be used to push or lay-up wire. Threaded to fit the Creep-Zit rod only. (Not for use with Grabbit telescoping rods.)



**LS-82-355**

**ZTIPL**

## **Large K-Tip Threaded Push/Pull Connector with 8/32**

This unique K-Tip is perfect for pushing and pulling wires. Has a hole drilled in one end for additional security in pushing wires/ Threaded to fit the Creep-Zit rod only. (Not for use with Grabbit telescoping rods.) 1" wide x 3.25" long.



**LS-82-365**

**KTIPL**

## **J-Tip Threaded Connector Hook**

Uncoil coax or other cable. Use this tip for retrieving wire from a distance or retrieving metal fish tape. The J-Tip is compatible with both the Creep-Zit threaded rods (using included adaptor) and with the Grabbit telescoping poles (without adaptor).



**LS-82-370**

**JTIP**

## **Large J-Tip Threaded Connector Hook with 8/32**

The same as our regular J-Tip except that it is threaded for use with Creep-Zit™ rods only. (Not for use with Grabbit telescoping rods.)



**LS-82-371**

**JTIPL**



## CREEP-ZIT™ THREADED CONNECTOR WIRE RUNNING ROD SYSTEM

### Creep-Zit™ Replacement Parts

#### Replacement Creep-Zit™ Male Bullnose Connectors (5 pack)

LS-81-010

CZMBN

Bullnose on one end and a male screw tip connector on the other.  
Compatible with all Creep-Zit™ rods. Pack of five.



#### Replacement Creep-Zit™ Female Bullnose Connector (5 pack)

LS-81-020

CZFBN

Bullnose on one end and a female threaded connector on the other.  
Compatible with all Creep-Zit™ rods. Pack of five.



#### Replacement Creep-Zit™ Bullnose Connector Pack

LS-81-300

TBCP

Three connectors that are bullnose on one end with female threaded connector on the other and three connectors that are bullnose on one end with male screw connector on the other.  
Compatible with all Creep-Zit™ rods. Pack of six connectors.



#### Replacement Creep-Zit™ Bullnose Connector (5 pack)

LS-81-320

CZCOB

These bullnose connectors are non-threaded replacement tips that must be glued-onto rods using a strong, two part epoxy (not included).



## **Replacement Creep-Zit™ Female Threaded Connector**

These female threaded tips must be glued-onto your rods using strong, two part epoxy (not included). Pack of five.

**LS-81-330**

**CZCOF**



## **Replacement Creep-Zit™ Male Threaded Connector**

These male threaded tips must be glued-onto your rods using strong, two part epoxy (not included). Pack of five.

**LS-81-340**

**CZCOM**



## **Replacement Creep-Zit™ Threaded Connector Pack**

Includes five male threaded connectors, five female threaded connectors, and two bullnose replacement tips. All tips must be glued-on to your rods using a strong, two part epoxy (not included). Pack of 12.

**LS-81-350**

**CZCONN**




## **Replacement Clear Tube and Yellow End Caps**

One clear plastic square tube with two soft yellow rubber end caps.

**LS-81-355**

**CZTUBE**



Videos for these products and more are available at GRI and LSDI YouTube:  
[https://www.youtube.com/channel/UC6DiB2CUXTktCd\\_xm0MB6VA](https://www.youtube.com/channel/UC6DiB2CUXTktCd_xm0MB6VA)

## Creep-Zit™ Apprentice Kit



### THIS KIT INCLUDES:

- LS-81-103 Two (2), 3' Creep-Zit™ Rod (see page 53)
- LS-81-204 One (1), 3' Luminous Creep-Zit™ Rod (see page 53)
- LS-85-124 WNRS: Wet Noodle and Retriever (see page 94)
- LS-65-336 1/2 x 36" Flexible Drill Bit (see page 37)
- LS-65-224 3/8 x 24" Flexible Drill Bit (see page 37)
- LS-65-437 33" Extension (see page 38) with Hex Key
- Black Nylon Shoulder Quiver Carrying Case



DESCRIPTION	PART NO.	MODEL
The Basic Installer Kit	LS-80-400	BIK

### FiberFuse™ - The Professional Standard

Our FiberFuse™ construction provides a superior rod that is strong and durable with excellent flexibility, shape memory and performance. *See page 84 for more information about our proprietary FiberFuse™ fiberglass construction process.* The unique construction is more expensive to make than our competitor's rods, but well worth it. FiberFuse™ rods will not produce the micro splinters of glass fibers that can get into your hands like other rods on the market. All FiberFuse™ rods can be purchased separately in either threaded connectors or quick connect, as single rods or in kits to provide ultimate versatility and value.



### The Installer's Dozen Threaded Kit

Find existing electrical before cutting and drilling holes in walls, floors and ceilings. Install wires and electrical boxes with ease. We have collected all the basics that you need to retrofit wiring in this handy case.



#### THIS KIT INCLUDES:

- |             |                               |             |                               |
|-------------|-------------------------------|-------------|-------------------------------|
| • LS-81-600 | Creep-Zit™ 24 ft Rod Kit      | • LS-53-135 | Drywall Saw                   |
| • LS-82-110 | Grabbit™ Mini 10 ft           | • LS-65-236 | 3/8" x 36" Flexible Drill Bit |
| • LS-53-210 | EasyStripper Wire Strippers   | • LS-61-100 | 3/8" Spade Bit                |
| • LS-85-124 | Wet Noodle and Retriever      | • LS-61-101 | 1/2" Spade Bit                |
| • LS-53-315 | Professional Level & Template | • LS-61-102 | 3/4" Spade Bit                |
| • LS-57-100 | Stud Sensor Pro               | • LS-65-437 | 33" Extension with Hex Key    |
| • LS-55-415 | Wall-Eye Mini                 | • LS-52-450 | Installer's Dozen Case        |

DESCRIPTION	PART NO.	MODEL
Creep-Zit™ Installer's Dozen Threaded Kit	LS-80-450	CZIDOZ



G.R.I. Plaza

1-800-445-5218  
(308) 235-4645

sales@grisk.com

Kimball, NE 69145

1-800-523-1227  
FAX (308) 235-3561

lsdinc.com



## CREEP-ZIT™ THREADED CONNECTOR WIRE RUNNING ROD SYSTEM

# Creep-Zit™ All-Tool-Mate Master Kit

*High Functionality, Versatility and Value!*

Our All-Tool-Mate™ Kits are pre-configured to provide popular installation tool combinations used in professional low-voltage wire and cable installation applications. These kits provide a convenient and money saving solution for updating your tools or provisioning new installation vehicles in your fleet. Purchasing a kit will save you up to 20% off the price of the same tools when priced individually.

### THIS KIT INCLUDES:


- LS-81-000 Creep-Zit Pro 36"
- LS-81-360 Creep-Zit Drag-Zit Magnet
- LS-82-350 Z-Tip Push/Pull Tip
- LS-82-370 J-Tip Hook
- LS-81-300 Creep-Zit Replacement Threaded Bullnose Connector Tip Pack
- LS-82-118 18' Grabbit™ Telescoping Pole
- LS-82-390 Grabbit™ Clip-on Flashlight
- LS-82-380 Crutch Tip Caps for 18' Grabbit™
- LS-84-233 3' FiberFuse™ Push/Pull Rod
- LS-84-214 4' Luminous FiberFuse™ Rod
- LS-85-124 Wet Noodle & Retrieval Kit
- LS-53-210 EasyStripper Wire Stripper
- LS-51-150 15 in 1 Tamperproof Screwdriver
- LS-53-315 EZ-CUT Level & Template
- LS-85-900 Fish Tailz Mesh Pull Sock Kit
- LS-85-975 Connector Protector 3/4" Sleeve
- LS-55-415 Wall-Eye Mini
- LS-51-160 Magnetic Finger Tool
- LS-53-300 Automatic Center Punch
- LS-53-105 Twist-Lock Utility Knife
- LS-57-113 Multiscanner Pro Stud Sensor
- LS-53-320 Pocket Level
- LS-51-180 25' Measuring Tape
- LS-51-146 Finger Protector Kit
- LS-53-135 6" Drywall Saw
- LS-55-320 Adjustable Beam Headlamp
- LS-61-000 Directional Tool for Flex Bits
- LS-65-318 Flexible Drill Bit 1/2" x 18"
- LS-65-358 Flexible Drill Bit 1/2" x 58"
- LS-61-196 Spear-Zit Plus 3/4" x 36"
- LS-65-418 Premium Auger Bit 3/4" x 18"
- LS-65-336 Flexible Drill Bit 1/2" x 36"
- LS-65-437 33" 3/16" for 3/16" Drill Bit Extension with Hex Key
- LS-65-439 69" 3/16" for 3/16" Extension
- LS-61-104 Spade Bit Kit (3/8, 1/2, 3/4)
- LS-84-547 Reference Bits (10 pack)
- LS-54-100\* Portasol Soldering Kit
- LS-50-950 "Wire Running As Easy as That" DVD by LSDI Founder Roy Bowling

DESCRIPTION	PART NO.	MODEL
All-Tool-Mate Master Threaded Tool Kit (USA Only) <i>*with 54-100 Soldering Kit (butane included)</i>	LS-80-600	ATMM
All-Tool-Mate Master Threaded Tool Kit (Outside USA) <i>*with 54-101 Soldering Kit (no butane)</i>	LS-80-600C	ATMMC

# **CREEP-ZIT™ THREADED CONNECTOR ROD SYSTEM**

**ATMM**

*Everything  
you need in  
one place!*

- 
- 81-000 Creep-Zit Pro 36" (includes: five 6' FiberFuse™ rods, one luminous 6' rod, one 6' Fish Tailz, one luminous whisk tip, 12" ball chain, male and female connectors tips)
  - 61-196 Spear-Zit Plus 3/4"x 36"
  - 65-437 33" 3/16" for 3/16" Drill Bit Extension with Hex Key
  - 65-358 Flexible Drill Bit 1/2" x 58"
  - 65-439 69" 3/16" for 3/16" Extension
  - 50-950 "Wire Running As Easy as That" DVD
  - 82-350 Z-Tip Hex Key
  - 82-370 J-Tip
  - 81-316 Lighted BullnoseTip
  - 55-415 Wall-Eye Mini
  - 82-390 Grabbit™ Clip-on Flashlight
  - 81-300 Creep-Zit Connector & Replacement Tip Pack
  - 81-360 Creep-Zit Drag-Zit Magnet
  - 53-300 Automatic Center Punch
  - 54-100 Portasol Soldering Kit with Butane
  - 51-160 Magnetic Finger Tool
  - 53-320 Pocket Level
  - 53-315 EZ-CUT Level & Template
  - 85-975 Connector Protector 3/4" Sleeve
  - 51-146 Finger Protector Kit
  - 82-380 Crutch Tip Caps for 18' Grabbit™
  - 85-900 Fish Tailz™ Mesh Pull Sock Kit
  - 52-400 Replacement Organizer Case
  - 65-418 Premium Auger Bit 3/4" x 18"
  - 65-336 Flexible Drill Bit 1/2" x 36"
  - 65-318 Flexible Drill Bit 1/2" x 18"
  - 82-118 18' Grabbit™ Telescoping Pole
  - 85-124 Wet Noodle & Retrieval Kit w/ 12" pocket retriever & 10' ball chain
  - 84-214 4' Luminous FiberFuse™ Rod
  - 51-150 15-1 Tamperproof Screwdriver
  - 53-105 Twist-Lock Utility Knife
  - 84-233 3' FiberFuse™ Push/Pull Rod
  - 53-210 EasyStripper Wire Stripper
  - 61-000 Directional Tool for Flex Bits
  - 55-320 Adjustable Beam Headlamp
  - 53-135 6" Drywall Saw
  - 61-104 Spade Bit Kit (3/8, 1/2, 3/4)
  - 84-547 Reference Bits (10 pack)
  - 57-113 Multiscanner Pro Stud Sensor
  - 51-180 25' Measuring Tape



G.R.I. Plaza

1-800-445-5218  
(308) 235-4645

sales@grisk.com

Kimball, NE 69145

1-800-523-1227  
FAX (308) 235-3561

lsdinc.com



## ROYRODS™ QUICK CONNECT WIRE RUNNING ROD SYSTEM

### RoyRods™ Pro 36ft Rod Kit




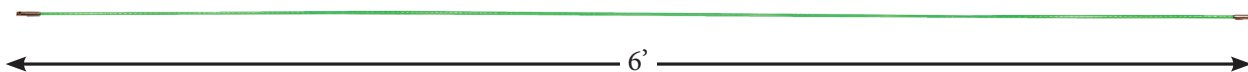
#### THIS KIT INCLUDES:

- Five FiberFuse™ 6 ft. push/pull rods with male and female quick connect ends
- One luminous (glows in the dark) FiberFuse™ 6 ft. push/pull rod with male and female quick connect ends
- One quick connect 6 ft. Fish-Tailz™ 1/8" diameter mesh pull sock
- Luminous whisk quick connect tip
- Lighted bullnose tip
- One 12" ball chain quick connect tip
- Two female bullnose quick connect tips
- One finger release tool
- Kit packaged in a sturdy, reusable, clear plastic square tube


DESCRIPTION	PART NO.	MODEL
RoyRods™ Pro 36ft. Quick Connect Wire Running Rod Kit	LS-81-700	RRP36

#### FiberFuse™ - The Professional Standard

Our FiberFuse™ construction provides a superior rod that is strong and durable with excellent flexibility, shape memory and performance. *See page 84 for more information about our proprietary FiberFuse™ fiberglass construction process.* The unique construction is more expensive to make than our competitor's rods, but well worth it. FiberFuse™ rods will not produce the micro splinters of glass fibers that can get into your hands like other rods on the market. All FiberFuse™ rods can be purchased separately in either threaded connectors or quick connect, as single rods or in kits to provide ultimate versatility and value.



*RoyRods™ 6 ft. Male/Female Quick Connect Push/Pull Rods*  
**Part No. LS-81-701 Model RR6MF**  
 Replacement rods on page 76.



*Luminous (glow in the dark) RoyRods™ 6 ft. Male/Female Quick Connect Push/Pull Rods*  
**Part No. LS-81-703 Model RR6MFL**  
 Replacement rods on page 76.



*RoyRods™ Male and Female Quick Connect Tips*  
 These come attached to the FiberFuse™ rods. Replacement parts available 79.



*RoyRods™ Quick Connect Female Bullnose Connector Tip*  
 These have a cross hole to attach wire and come attached to the FiberFuse™ rods. Replacement parts available 79.



*6 ft. Fish-Tailz™ 1/8" Mesh Pull Sock with RoyRods™ Quick Connector*  
**Part No. LS-81-714 Model RRS618**  
 This non-conductive pull sock works like a woven finger trap to cover and securely pull wires up to one RG6 or equivalent in size. More sizes available on page 78.



*RoyRods™ Lighted Bullnose Tip™*  
**Part No. LS-81-719 Model RRLBT**  
 Bright white light helps fish wire in dark places. Attach wires to the end, battery life over 100 hours. Full description and more colors available on page 74.



*RoyRods™ Luminous Whisk Quick Connect Tip*  
**Part No. LS-81-751 Model RRLW**  
 Full description on page 75.



*12" Ball Chain RoyRods™ Quick Connector*  
**Part No. LS-81-710 Model RRBCT**  
 Full description on page 78.

**For Additional Accessories and Replacement Parts see pages 74-79.**

Videos for these products and more are available on YouTube:  
 RoyRod™ Pro 36ft: [https://youtu.be/g0F576\\_SaOs](https://youtu.be/g0F576_SaOs)



## ROYRODS™ QUICK CONNECT WIRE RUNNING ROD SYSTEM

### RoyRods™ 30ft Rod Kit



#### THIS KIT INCLUDES:

- Four FiberFuse™ 6 ft. push/pull rods with male and female quick connect ends
- One luminous (glows in the dark) FiberFuse™ 6 ft. push/pull rod with one fixed bullnose end and a female quick connect end
- Luminous whisk quick connect tip
- Lighted bullnose tip with quick connect
- One 12" ball chain quick connect tip
- One finger release tool
- Kit packaged in a sturdy, reusable, clear plastic square tube


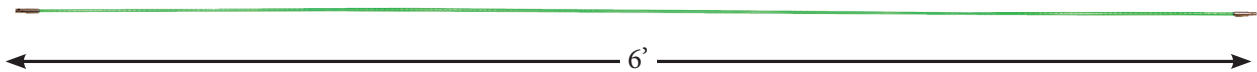
DESCRIPTION	PART NO.	MODEL
RoyRods™ 30ft. Quick Connect Wire Running Rod Kit	LS-81-730	RR30

#### FiberFuse™ - The Professional Standard


Our FiberFuse™ construction provides a superior rod that is strong and durable with excellent flexibility, shape memory and performance. *See page 84 for more information about our proprietary FiberFuse™ fiberglass construction process.* The unique construction is more expensive to make than our competitor's rods, but well worth it. FiberFuse™ rods will not produce the micro splinters of glass fibers that can get into your hands like other rods on the market. All FiberFuse™ rods can be purchased separately in either threaded connectors or quick connect, as single rods or in kits to provide ultimate versatility and value.

1-800-445-5218  
(308) 235-4645  
sales@grisk.com


1-800-523-1227  
FAX (308) 235-3561  
lsdinc.com



*RoyRods™ 6 ft. Male/Female Quick Connect Push/Pull Rods*  
**Part No. LS-81-701 Model RR6MF**  
 Replacement rods on page 76.



*Luminous (glow in the dark) RoyRods™ 6 ft. Male/Female Quick Connect Push/Pull Rods*  
**Part No. LS-81-703 Model RR6MFL**  
 Replacement rods on page 76.



*RoyRods™ Male and Female Quick Connect Tips*  
 These come attached to the FiberFuse™ rods. Replacement parts available 79.



*RoyRods™ Quick Connect Female Bullnose Connector Tip*  
 These have a cross hole to attach wire and come attached to the FiberFuse™ rods. Replacement parts available 79.



*RoyRods™ Luminous Whisk Quick Connect Tip*  
**Part No. LS-81-751 Model RRLW**  
 Full description on page 75.



*RoyRods™ Lighted Bullnose Tip™*  
**Part No. LS-81-719 Model RRLBT**  
 Bright white light helps fish wire in dark places. Attach wires to the end, battery life over 100 hours. Full description and more colors available on page 74.



*12" Ball Chain RoyRods™ Quick Connector*  
**Part No. LS-81-710 Model RRBCT**  
 Full description on page 78.

**For Additional Accessories and Replacement Parts see pages 74-79.**

Videos for these products and more are available on YouTube:  
 RoyRod™ Pro 36ft: <https://youtu.be/g0F576> SaOs



## ROYRODS™ QUICK CONNECT WIRE RUNNING ROD SYSTEM

### RoyRods™ 30ft Luminous Rod Kit



#### THIS KIT INCLUDES:

- Four Luminous (glows in the dark) FiberFuse™ 6 ft. push/pull rods with male and female quick connect ends
- One Luminous (glows in the dark) FiberFuse™ 6 ft. push/pull rod with a female quick connect on one end and a fixed bullnose on the other end
- Luminous whisk quick connect tip
- Lighted bullnose tip quick connect
- 12" ball chain lanyard with quick connect
- One finger release tool
- Kit packaged in a sturdy, reusable, clear plastic square tube

DESCRIPTION	PART NO.	MODEL
RoyRod™ Luminous 30ft. Quick Connect Wire Running Rod Kit	LS-81-735	RR30L

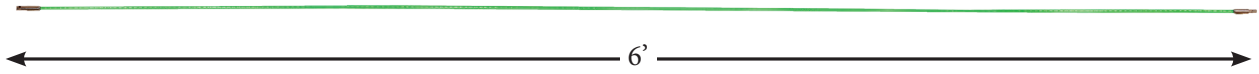
#### FiberFuse™ - The Professional Standard

Our FiberFuse™ construction provides a superior rod that is strong and durable with excellent flexibility, shape memory and performance. *See page 84 for more information about our proprietary FiberFuse™ fiberglass construction process.* The unique construction is more expensive to make than our competitor's rods, but well worth it. FiberFuse™ rods will not produce the micro splinters of glass fibers that can get into your hands like other rods on the market. All FiberFuse™ rods can be purchased separately in either threaded connectors or quick connect, as single rods or in kits to provide ultimate versatility and value.


1-800-445-5218  
(308) 235-4645  
sales@grisk.com

1-800-523-1227  
FAX (308) 235-3561

lsdinc.com



*Luminous (glow in the dark)  
RoyRods™ 6 ft. Male/Female  
Quick Connect Push/Pull Rods*  
**Part No. LS-81-703 Model RR6MFL**  
Replacement rods on page 76.



*RoyRods™ Male and Female  
Quick Connect Tips*  
These come attached to the Fiber-  
Fuse™ rods. Replacement parts  
available 79.



*RoyRods™ Quick Connect Female  
Bullnose Connector Tip*  
These have a cross hole to attach  
wire and come attached to the  
FiberFuse™ rods. Replacement  
parts available 79.



*RoyRods™ Lighted Bullnose Tip™*  
**Part No. LS-81-719 Model RRLBT**  
Bright white light helps fish wire  
in dark places. Attach wires to the  
end, battery life over 100 hours.  
Full description and more colors  
available on page 74.



*RoyRods™ Luminous Whisk  
Quick Connect Tip*  
**Part No. LS-81-751 Model RRLW**  
Full description on page 75.



*12" Ball Chain RoyRods™ Quick  
Connector*  
**Part No. LS-81-710 Model RRBCT**  
Full description on page 78.

**For Additional Accessories and Replacement Parts see pages 74-79.**

Videos for these products and more are available on YouTube:

RoyRod™ Pro 36ft: [https://youtu.be/g0F576\\_SaOs](https://youtu.be/g0F576_SaOs)

[https://www.youtube.com/channel/UC6DiB2CUXTktCd\\_xm0MB6VA](https://www.youtube.com/channel/UC6DiB2CUXTktCd_xm0MB6VA)



## ROYRODS™ QUICK CONNECT WIRE RUNNING ROD SYSTEM

### RoyRods™ Compact 24ft Rod Kit



#### THIS KIT INCLUDES:

- Seven FiberFuse™ 3 ft. push/pull rods with male and female quick connector ends
- One Luminous (glows in the dark) FiberFuse™ 3 ft. push/pull rod with a female quick connect on one end and a fixed bullnose on the other end
- Luminous whisk quick connector tip
- Lighted bullnose tip quick connect tip
- 12" ball chain lanyard with quick connect
- One finger release tool
- Premium nylon shoulder "quiver" case with zippered tip pocket


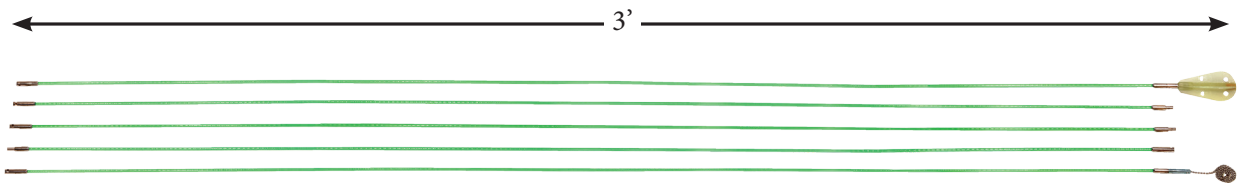
DESCRIPTION	PART NO.	MODEL
RoyRods™ Compact 24ft. Quick Connect Wire Running Rod Kit	LS-81-740	RR24

#### FiberFuse™ - The Professional Standard


Our FiberFuse™ construction provides a superior rod that is strong and durable with excellent flexibility, shape memory and performance. *See page 84 for more information about our proprietary FiberFuse™ fiberglass construction process.* The unique construction is more expensive to make than our competitor's rods, but well worth it. FiberFuse™ rods will not produce the micro splinters of glass fibers that can get into your hands like other rods on the market. All FiberFuse™ rods can be purchased separately in either threaded connectors or quick connect, as single rods or in kits to provide ultimate versatility and value.

1-800-445-5218  
(308) 235-4645  
sales@grisk.com

1-800-523-1227  
FAX (308) 235-3561  
lsdinc.com



*RoyRods™ 3 ft. Male/Female Quick Connect Push/Pull Rods*  
**Part No. LS-81-701 Model RR6MF**  
 Replacement rods on page 76.



*Luminous (glow in the dark) RoyRods™ 3 ft. Male/Female Quick Connect Push/Pull Rods*  
**Part No. LS-81-703 Model RR6MFL**  
 Replacement rods on page 76.



*RoyRods™ Male and Female Quick Connect Tips*  
 These come attached to the FiberFuse™ rods. Replacement parts available 79.



*RoyRods™ Quick Connect Female Bullnose Connector Tip*  
 These have a cross hole to attach wire and come attached to the FiberFuse™ rods. Replacement parts available 79.



*RoyRods™ Luminous Whisk Quick Connect Tip*  
**Part No. LS-81-751 Model RRLW**  
 Full description on page 75.



*RoyRods™ Lighted Bullnose Tip™*  
**Part No. LS-81-719 Model RRLBT**  
 Bright white light helps fish wire in dark places. Attach wires to the end, battery life over 100 hours. Full description and more colors available on page 74.




*12" Ball Chain RoyRods™ Quick Connector*  
**Part No. LS-81-710 Model RRBCT**  
 Full description on page 78.

**For Additional Accessories and Replacement Parts see pages 74-79.**

Videos for these products and more are available on YouTube:  
 RoyRod™ Pro 36ft: <https://youtu.be/g0F576> SaOs

## Lighted Bullnose Tips



### *The Original Lighted Bullnose Tip*

Our patented Lighted Bullnose Tip helps fish wire in hot, dirty, dark places, which is tough enough without the hassle of finding the rod ends you're looking for to attach wires. The LBT makes rod location a snap! Now you're in and out quickly and efficiently to move onto the next job. Small enough to fit through a 3/8" hole and 3 wire attachment holes in the lighted tip cap.

- Long life, ultra bright LED technology makes the LBT essential for locating rod ends in even the darkest places such as attics and crawlspaces
- Battery life tested for over 100 continuous hours!
- Shock resistant - meaning years of trouble free use
- 3 wire attachment points
- Fits drilled holes as small as 3/8"
- Precision steal construction with a rugged Lexan™ bullnose tip disperses light for added visibility

DESCRIPTION	PART NO.	MODEL
RoyRods™ Quick Connect Lighted Bullnose Tip	LS-81-719	RRLBT
Replacement Battery Pack for all Lighted Bullnose Tips	LS-81-317	RBLBT

### *Color Lighted Bullnose Tips*

Our patented Lighted Bullnose Tips are now available in three colors! Color code your rods for each wire path while your are running into different rooms. Map out entry and exit points that you want to tie together and use the colored lights for markers. \*Purchase RoyRods™ Adaptors LS-81-761 RRAD (below) to convert threaded colored lighted bullnose tips to the RoyRods™ quick connect system.

- Batteries replenish after each use, lasting up to 14 days of continual, diminishing light
- One battery can last up to 30 hours if used once a day for an hour
- Precision steel construction with rugged Lexan™ bullnose tip disperses light for added visibility
- Shock resistant for years of trouble free use
- Diameter is 9.5 mm, fits in a 3/8" drilled hole
- 3 wire attachment points
- Available in packs of 5



DESCRIPTION	PART NO.	MODEL
*RoyRods™ Adaptors, 3 pack	LS-81-761	RRAD
Creep-Zit™ Threaded Lighted Bullnose Tip, Red, 5 pack	LS-81-312	CZLBTR
Creep-Zit™ Threaded Lighted Bullnose Tip, Blue, 5 pack	LS-81-313	CZLBTB
Creep-Zit™ Threaded Lighted Bullnose Tip, Green 5 pack	LS-81-314	CZLBTG




*The tip of the Luminous Whisk is threaded for the attachment of any of our threaded accessories.*



## *Luminous Plastic Whisk™*

This tip is shaped like a whisk to help guide your rods over obstructions, beams, insulation and other structures. The multi-spoke luminous whisk also acts as a “wheel,” allowing you to accurately steer the tip across most surfaces.

- Made of rugged ABS plastic
- Strong, yet lightweight
- GLOWS IN THE DARK! Excellent for dark or dimly lit environments
- Available for both threaded Creep-Zit™ or quick connect RoyRods™



*Luminous Whisk and Rod in the dark.*

DESCRIPTION	PART NO.	MODEL
Creep-Zit™ Luminous Whisk Threaded Connector Tip	LS-81-315	CZLH
RoyRods™ Luminous Whisk Quick Connect Tip	LS-81-751	RRLW
RoyRods™ Male Quick Connect Z-Tip	LS-81-706	RRZT
RoyRods™ Male Quick Connect J-Tip	LS-81-707	RRJT

Videos for these products and more are available on YouTube:

Lighted Bullnose Tip.: <https://youtu.be/bwwDB1HZirQ>

Luminous Whisk Tip.: <https://youtu.be/i7JrRjU5Dcs>



G.R.I. Plaza

1-800-445-5218  
(308) 235-4645

[sales@grisk.com](mailto:sales@grisk.com)

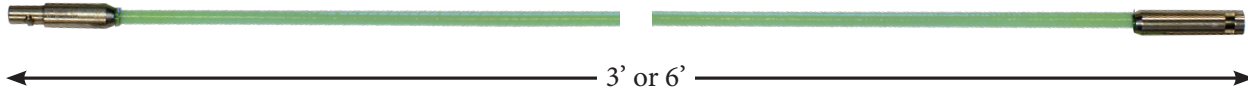
Kimball, NE 69145

1-800-523-1227  
FAX (308) 235-3561


[lsdinc.com](http://lsdinc.com)

## RoyRods™ Single/Replacement Rods


*RR3MF, RR6MF, RR3MFL, RR6MFL*




*RR6FB, RR3FBL, RR6FBL*



*FiberFuse™ 6 ft.  
push/pull rods*



*Luminous (glow in the dark)  
FiberFuse™ 6 ft. push/pull rod*



*Female Quick  
Connect End*



*Male Quick  
Connect End*



*Bullnose Quick  
Connect End*

DESCRIPTION	PART NO.	MODEL
RoyRods™ 3ft rod with male/female quick connect ends	LS-81-702	RR3MF
RoyRods™ 6ft rod with male/female quick connect ends	LS-81-701	RR6MF
RoyRods™ 6ft rod, bullnose/female quick connect end	LS-81-717	RR6FB
RoyRods™ 3ft Luminous rod, male/female quick connect ends	LS-81-704	RR3MFL
RoyRods™ 6ft Luminous rod, male/female quick connect ends	LS-81-703	RR6MFL
RoyRods™ 3ft Luminous rod, bullnose/female quick connect	LS-81-716	RR3FBL
RoyRods™ 6ft Luminous rod, bullnose/female quick connect	LS-81-718	RR6FBL

### FiberFuse™ - The Professional Standard

Our FiberFuse™ construction provides a superior rod that is strong and durable with excellent flexibility, shape memory and performance. *See page 84 for more information about our proprietary FiberFuse™ fiberglass construction process.* The unique construction is more expensive to make than our competitor's rods, but well worth it. FiberFuse™ rods will not produce the micro splinters of glass fibers that can get into your hands like other rods on the market. All FiberFuse™ rods can be purchased separately in either threaded connectors or quick connect, as single rods or in kits to provide ultimate versatility and value.

## *A Complete Premium Tip Kit and Case for your RoyRods™ System!*

This kit contains a wide range of specialized quick connect tips for your RoyRods™ system. The kit is intended to complement any of our quick connect kits by adding multiple specialty tips to meet a wide range of installation challenges.



### THIS KIT INCLUDES:

- Z-Tip for secure wire retrieval (page 79)
- J-Tip for pushing/pulling wire (page 79)
- Lighted Bullnose Tip (page 74)
- Ceramic Magnetic Retrieval Tip (page 78)
- Magnetic Tip & Compass (page 78)
- Ball Chain Tip (page 78)
- Flex Tip with Bullnose Tip (page 78)
- Screw Tip (not sold separately)
- Female Bullnose Tip (page 79)
- Convenient Zippered Storage Case

DESCRIPTION	PART NO.	MODEL
RoyRods™ Quick Connect Premium Accessory Tip Kit	LS-81-745	RRPTK

## RoyRods™ Accessories & Replacement Parts

### RoyRods™ Quick Connect Flex Tip

This tip provides a bendable 4" extension for your rod that can be bent at an angle or in an offset configuration, used when a straight rod might hang up.

LS-81-713 RRFT



### RoyRods™ Quick Connect Magnetic Bullnose Tip & Compass

Use this combination to pinpoint the tip of your rod inside insulated walls before drilling a retrieval hole. Using the magnetic bullnose tip on your rod, maneuver the tip through the insulated space and locate it using the compass outside the wall.

LS-81-711 RRMLTC



### RoyRods™ Quick Connect 1/8" x 6 ft Pull Sock

This non-conductive pull sock works like a "Chinese finger trap" to cover and securely pull wires up to one RG6 or equivalent in size.

LS-81-714 RRS618



### RoyRods™ Quick Connect 1/4" x 6 ft Pull Sock

This non-conductive pull sock works like a "Chinese finger trap" to cover and securely pull wires up to one RG6 coax or equivalent in size.

LS-81-715 RRS614



### RoyRods™ Quick Connect Ball Chain

This unique tip provides a 12" ball chain. When the chain is dropped inside a wall or cavity, it can easily be retrieved with a magnet or hook.

LS-81-710 RRBCT



### RoyRods™ Quick Connect Ceramic Magnet Tip

Powerful ceramic magnet for retrieving magnetic objects and ball chain. This helpful tip is useful for crawl spaces, ceiling spaces and other hard to reach areas.

LS-81-709 RRDZM



## RoyRods™ Quick Connect Adaptors (3 pack)

These adaptors convert our standard J-Tips and Z-Tips for use with all quick connect RoyRods. Without these adaptors, regular J-Tips and Z-Tips can only be used with the Grabbit family of telescoping rods.


**LS-81-761**
**RRAD**

## RoyRods™ Quick Connect Heavy Duty Magnet

Super heavy duty magnet with quick connect for all our RoyRods rods.


**LS-81-762**
**RRHDM**

## RoyRods™ Quick Connect Z-Tip

Fish wire way back in a small cavity. Unique inside knife edge securely grabs and holds the wire. Outside "V" allows you to push or lay-up wire. If you can touch the wire with the Z-tip, you can retrieve it!


**LS-81-706**
**RRZT**

## RoyRods™ Quick Connect J-Tip

Grab wire "loops", or hook objects to retrieve. Use this tip for pulling wire from a distance or retrieving fish tapes.


**LS-81-707**
**RRJT**

## RoyRods™ Female Bullnose Quick Connect Tips

This 3 pack of bullnose tips are blunt tips with a cross hole to attach wire.


**LS-81-708**
**RRBT**

## RoyRods™ Male Quick Connect Tips

A pack of five male replacement connectors.


**LS-81-754**
**RRMC**

## Replacement RoyRods™ Quick Connect Connector Pack

Includes 5 male connectors, 5 female connectors and 2 bullnose replacement tips for the RoyRods™ system. These replacement tips must be attached onto your rod using a 24-hour two part epoxy adhesive (not included).



**LS-81-756**
**RRCONN**



# ROYRODS™ QUICK CONNECT ROD SYSTEM

# Installer's Dozen

RoyRod™ 24 ft Quick Connect Rod Kit with black nylon shoulder "quiver" case



Grabbit™ Mini 10 ft Telescoping Fiberglass pole with Z-Tip, J-Tip and Light



Wet Noodle and Retriever



## THIS KIT INCLUDES:

- LS-81-740 RoyRod™ 24 ft Quick Connect Rod Kit (page 72)
- LS-82-110 Grabbit™ Mini 10 ft Telescoping Fiberglass Pole (pages 88-89)
- LS-53-210 EasyStripper Wire Strippers (pages 12-13)
- LS-85-124 Wet Noodle and Retriever (page 94)
- LS-53-315 EZ-Cut Level & Template (page 20)
- LS-57-100 Stud Sensor Pro (page 24)
- LS-55-415 Wall-Eye Mini (page 30)
- LS-53-135 Drywall Saw (page 19)
- LS-65-236 3/8" x 36" Flexible Drill Bit (page 37)
- LS-61-100 3/8" Spade bit (not sold separately)
- LS-61-101 1/2" Spade bit (not sold separately)
- LS-61-102 3/4" Spade bit (not sold separately)
- LS-65-437 33" Extension with Hex Key (not sold separately)
- LS-52-450 Installer's Dozen Case (page 33)

DESCRIPTION	PART NO.	MODEL
RoyRods™ Installer's Dozen Quick Connect Kit	LS-80-460	RRIDOZ



G.R.I. Plaza  
1-800-445-5218  
(308) 235-4645  
sales@grisk.com

Kimball, NE 69145  
1-800-523-1227  
FAX (308) 235-3561  
lsdinc.com



## ROYRODS™ QUICK CONNECT WIRE RUNNING ROD SYSTEM

# RoyRods™ All-Tool-Mate Master Kit

*High Functionality, Versatility and Value!*

Our All-Tool-Mate™ Kits are pre-configured to provide popular installation tool combinations used in professional low-voltage wire and cable installation applications. These kits provide a convenient and money saving solution for updating your tools or provisioning new installation vehicles in your fleet. Purchasing a kit will save you up to 20% off the price of the same tools when priced individually.

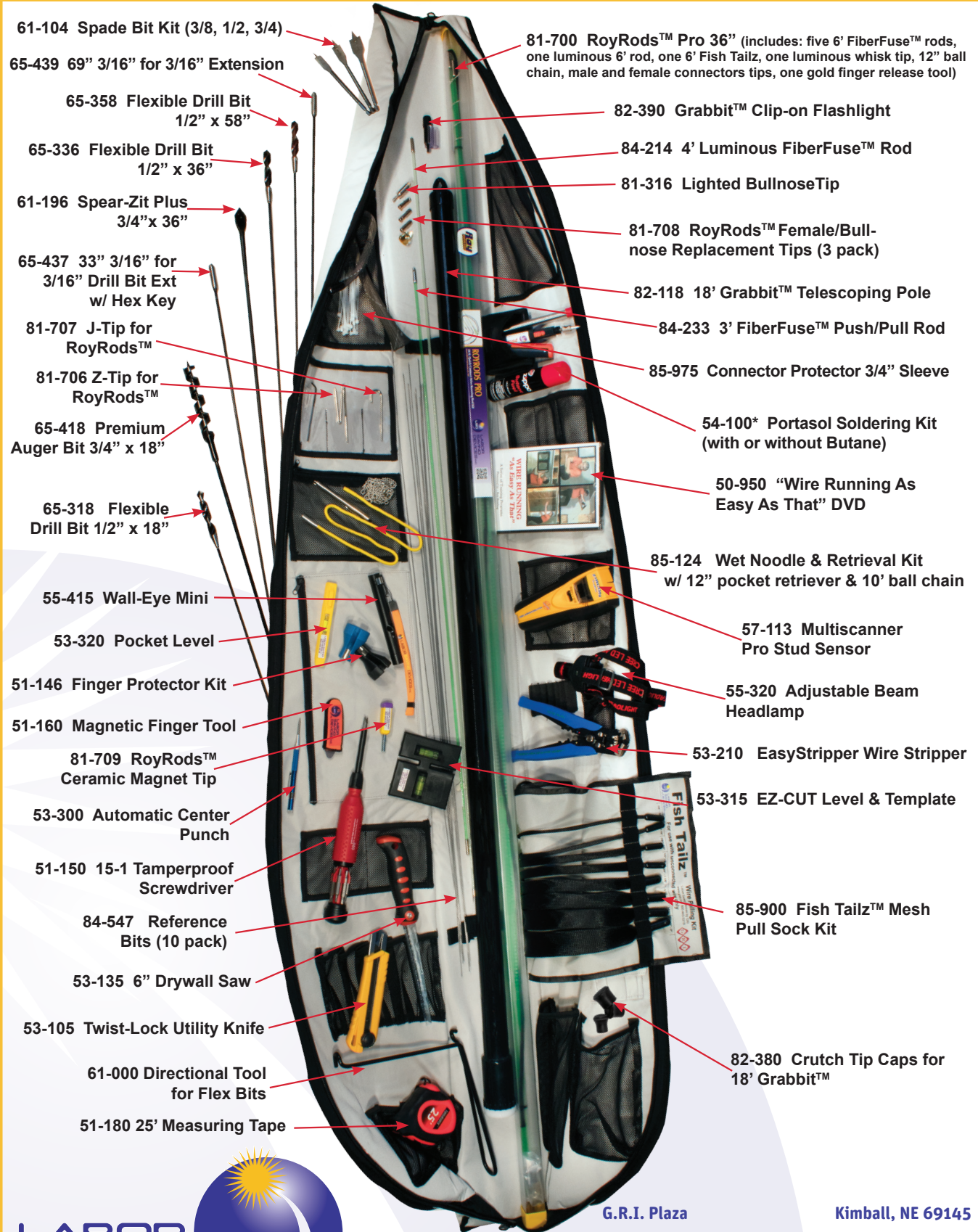
### THIS KIT INCLUDES:

- LS-81-700 RoyRods™ Pro 36"
- LS-81-709 RoyRods™ Drag-Zit Magnet
- LS-81-706 Z-Tip Quick Connect Tip
- LS-81-707 J-Tip Quick Connect Tip
- LS-81-708 RoyRods™ Female/Bullnose Connector Replacement Tips (3 Pack)
- LS-82-118 18' Grabbit™ Telescoping Pole
- LS-82-390 Grabbit™ Clip-on Flashlight
- LS-82-380 Crutch Tip Caps for 18' Grabbit™
- LS-84-233 3' FiberFuse™ Push/Pull Rod
- LS-84-214 4' Luminous FiberFuse™ Rod
- LS-85-124 Wet Noodle & Retrieval Kit
- LS-53-210 EasyStripper Wire Stripper
- LS-51-150 15 in 1 Tamperproof Screwdriver
- LS-53-315 EZ-CUT Level & Template
- LS-85-900 Fish Tailz Mesh Pull Sock Kit
- LS-85-975 Connector Protector 3/4" Sleeve
- LS-55-415 Wall-Eye Mini
- LS-51-160 Magnetic Finger Tool
- LS-53-300 Automatic Center Punch
- LS-53-105 Twist-Lock Utility Knife
- LS-57-113 Multiscanner Pro Stud Sensor
- LS-53-320 Pocket Level
- LS-51-180 25' Measuring Tape
- LS-51-146 Finger Protector Kit
- LS-53-135 6" Drywall Saw
- LS-55-320 Adjustable Beam Headlamp
- LS-61-000 Directional Tool for Flex Bits
- LS-65-318 Flexible Drill Bit 1/2" x 18"
- LS-65-358 Flexible Drill Bit 1/2" x 58"
- LS-61-196 Spear-Zit Plus 3/4" x 36"
- LS-65-418 Premium Auger Bit 3/4" x 18"
- LS-65-336 Flexible Drill Bit 1/2" x 36"
- LS-65-437 33" 3/16" for 3/16" Drill Bit Extension with Hex Key
- LS-65-439 69" 3/16" for 3/16" Extension
- LS-61-104 Spade Bit Kit (3/8, 1/2, 3/4)
- LS-84-547 Reference Bits (10 pack)
- LS-54-100\* Portasol Soldering Kit
- LS-50-950 "Wire Running Easy As That" DVD

DESCRIPTION	PART NO.	MODEL
RoyRods™ All-Tool-Mate Master Tool Kit (USA Only) *with 54-100 Soldering Kit (butane included)	LS-80-610	RATMM
RoyRods™ All-Tool-Mate Master Tool Kit (Outside USA) *with 54-101 Soldering Kit (no butane)	LS-80-610C	RATMMC

# ROYRODS™ QUICK CONNECT ROD SYSTEM

RATMM



## The FIBERFUSE™ Difference




Our FIBERFUSE™ rods are made using a time consuming process that wraps a proprietary fiberglass and epoxy resin mixture in a cellophane material before it is heat-cured. This forces the dense glass fibers to the center core of the rod, leaving mostly resin at the rod surface. After curing, the cellophane wrap is removed, and the resulting finished rod is more dense in the center, providing greater shape-memory, durability and flexibility without surface microfibers that can splinter and get into your skin.

You can easily identify a FIBERFUSE™ rod by the bright green color and the textured surface that results from the cellophane wrap used during the manufacturing process. Experienced professional installers accept no substitutes - FIBERFUSE™ rods are simply the best rods you can buy.

Our rods are available in luminous (glow in the dark), non-luminous and blacklight, with premium screw on connectors or in the patented RoyRods™ quick connect configuration. Our rods are available as single rods or in rod kits that offer increased value. All our fiberglass rods share these innovative features:

- Proprietary FIBERFUSE™ fiberglass construction
- Virtually eliminates fiberglass surface splinters
- Superior flexibility and durability - lasting longer than other rods
- Fluorescent green color easily reflects light
- Super strong connectors
- Works with a wide assortment of LSDI specialty tips and accessories




***FIBERFUSE™ rods have an increased center density, as shown in this cross section, to provide unequal performance.***




*Push/Pull rods are essential for retrofit wire and cable installation. These rods replace cumbersome metal fish tape to push or pull wire through the desired space in walls, between floors or across attics. Our rods, made with our proprietary FIBERFUSE™ construction, are simply the best rods you can buy. We use superior materials and extra-strong connector for exceptional durability.*

*Most fiberglass push/pull rods use the conventional pulltrusion manufacturing process that is extremely inexpensive and results in a rod that, when used over time, will not hold it's straight shape and will easily splinter. Any experienced installer can describe how painful those tiny fiberglass splinters feel when they get into your skin. You can't see them, but you can sure feel them! Our FIBERFUSE™ construction minimizes potential splintering without compromising flexibility or shape memory.*






*Luminous (glow in the dark)  
FiberFuse™ Push/Pull Rods*



*GR6 Pushing Rod with one  
flattened end with drilled hole*



*FiberFuse™ Push/Pull Rods*



*Metal Bullnose Connectors  
on both ends*

DESCRIPTION	PART NO.	MODEL
FiberFuse™ 6 ft Wire Pushing Rod (drilled hole on one end)	84-206	GR6
FiberFuse™ 2 ft Luminous Push/Pull Rod (bullnose/bullnose)	84-212	GR2LBB
FiberFuse™ 4 ft Luminous Push/Pull Rod (bullnose/bullnose)	84-214	GR4LBB
FiberFuse™ 6 ft Luminous Push/Pull Rod (bullnose/bullnose)	84-216	GR6LBB
FiberFuse™ 2 ft Push/Pull Rod (bullnose/bullnose)	84-232	GR2BB
FiberFuse™ 3 ft Push/Pull Rod (bullnose/bullnose)	84-233	GR3BB
FiberFuse™ 4 ft Push/Pull Rod (bullnose/bullnose)	84-234	GR4BB
FiberFuse™ 5 ft Push/Pull Rod (bullnose/bullnose)	84-235	GR5BB
FiberFuse™ 6 ft Push/Pull Rod (bullnose/bullnose)	84-236	GR6BB

Videos for these products and more are available on YouTube:

FiberFuse™ Rod Quality: <https://youtu.be/DmlbR-zyjv4>

Push/Pull Rods: [https://youtu.be/Oqj3YkoF\\_zU](https://youtu.be/Oqj3YkoF_zU)

## FiberFuse™ - The Professional Standard

Our FiberFuse™ construction provides a superior rod that is strong and durable with excellent flexibility, shape memory and performance. *See page 84 for more information about our proprietary FiberFuse™ fiberglass construction process.* The unique construction is more expensive to make than our competitor's rods, but well worth it. FiberFuse™ rods will not produce the micro splinters of glass fibers that can get into your hands like other rods on the market. All FiberFuse™ rods can be purchased separately in either threaded connectors or quick connect, as single rods or in kits to provide ultimate versatility and value.



G.R.I. Plaza

1-800-445-5218  
(308) 235-4645

[sales@grisk.com](mailto:sales@grisk.com)

Kimball, NE 69145


1-800-523-1227  
FAX (308) 235-3561

[lsdinc.com](http://lsdinc.com)



**SPECIALTY WIRE RUNNING,  
PUSHING & PULLING SYSTEMS**

## **FishTix™ II Commercial Cable Installation Kit**



*The oversized FishTix Whisk smoothly rides up and over cable raceway cross members, permitting you to accurately steel the far end of your connected tubes by simply rolling left or right as you push to the desired location. Steer your FishTix to that small cable entry point from 48 ft (or further) away! Assembly and disassembly is fast and simple with the detent connectors.*

### ***FishTix™ II Commercial Installation Kit***

The improved FishTix™ II cable installation kit is designed to pull large, heavy cable bundles across long areas such as cable trays, suspended tile ceilings and even under raised flooring common in data rooms. Great for data and communications installations, the FishTix 4 ft rod sections are made of a flexible non-conductive tubular material with snap together detent connectors. Snap the rods together to reach your desired length - in cable trays, the length can be infinite! The FishTix rods offer extreme tinsel strength capable of handling over 200 lbs of pulling force.

The kit comes with twelve 4 ft rods for a total available length of 48 ft. Additional 4 ft sections or multiple kits can be combined to reach longer lengths. The 4 ft rod length allows you to assemble your rods together in confined spaces. The kit also comes with a resilient whisk head that is used to ride up over beams, ceiling tile grids, joists and existing cable runs. Includes a full nylon carry case for storage with a convertible shoulder strap for easy transport.



1-800-445-5218  
(308) 235-4645

[sales@grisk.com](mailto:sales@grisk.com)

1-800-523-1227  
FAX (308) 235-3561

[lsdinc.com](http://lsdinc.com)

## THIS KIT INCLUDES:



- Twelve 4 ft x 7/8" dia. Flexible Tubes with Detent Connectors
- Resilient Whisk Head
- Female Bullnose Head
- Male Bullnose Head
- A 3/16" Quick Link Attachment Coupler
- Nylon Case with Snap Buckle Closure and Shoulder Strap



DESCRIPTION	PART NO.	MODEL
FishTix™ Commercial Cable Installation Kit with Case	LS-81-501	FS
Individual / Replacement 4 ft FishTix™ Section	LS-81-502	FS4
Individual / Replacement Whisk Head for FishTix™	LS-81-504	FW
Female Bullnose for FishTix™	LS-81-506	FBF
FishTix™ Nylon Case Only	LS-81-507	FSC
Male Bullnose for FishTix™	LS-81-508	MBF

Videos for these products and more are available on YouTube:  
2019 CEDIA Show: <https://youtu.be/xBxntnKYgYE>



G.R.I. Plaza  
1-800-445-5218  
(308) 235-4645  
[sales@grisk.com](mailto:sales@grisk.com)

Kimball, NE 69145  
1-800-523-1227  
FAX (308) 235-3561  
[lsdinc.com](http://lsdinc.com)



## SPECIALTY WIRE RUNNING, PUSHING & PULLING SYSTEMS

# Grabbit™ Fiberglass Telescoping Poles

*If you can touch the wire with the pole, you can GRABBIT!*

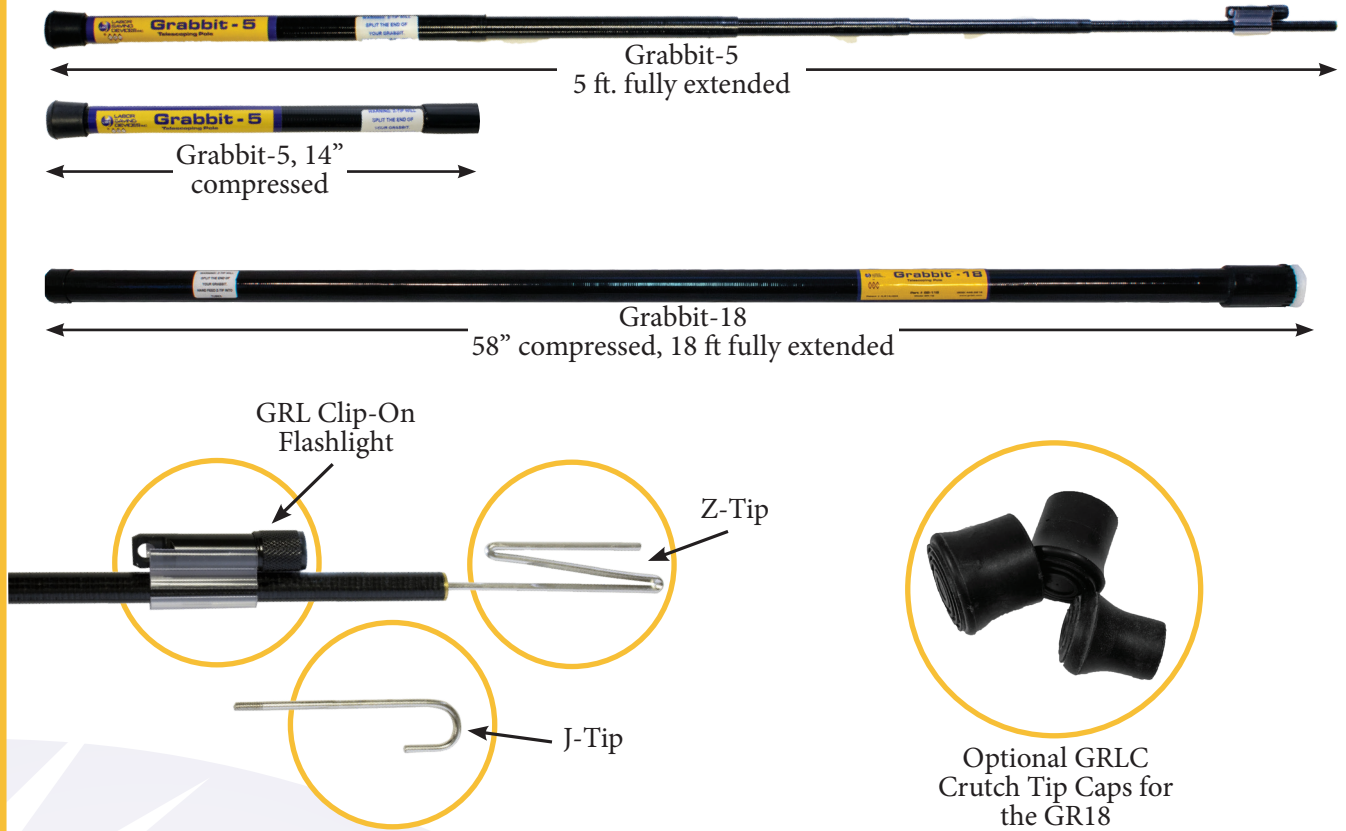
The Grabbit series of telescoping poles are constructed of non-conductive, lightweight, friction locking fiberglass. The tool is indispensable for running (pushing or pulling) wires or cables through limited access areas and false ceilings.

The Grabbit is designed for both residential and commercial installations.

Included with each Grabbit is a handy snap-on light accessory for seeing in dimly lit areas. Our patented Z-Tip wire “grabber” tip. The inner “V” of the Z-Tip has a double edge knife designed to literally grab the wire insulation without cutting the actual metal wire, while the outer “V” (without knife edge) is designed to push a wire loop. Also included with each Grabbit is the J-Tip for handling wire loops or fishing tape.

- **GR5** is made of five telescoping sections, reduces to only 14” when compressed and weighs only 5.5 oz. When extended, the GR5 will reach 5 feet.
- **GRMINI** has eight sections, collapses to only 22” and weighs less than 1 pound. When extended, the GRMINI will reach 10 feet.
- **GR12** is made of three sections, is just under 55” when collapsed and weighs less than 3 pounds. When extended, the GR12 will reach 12 feet.
- **GR18** has five sections and when collapsed is less than 58” and weighs less than 5 pounds. When extended, the GR18 will reach 18 feet.

DESCRIPTION	PART NO.	MODEL
Grabbit™ 5 ft Telescoping Pole	LS-82-105	GR5
Grabbit™ Mini, 10 ft Telescoping Pole	LS-82-110	GRMINI
Grabbit™ 12 ft Telescoping Pole	LS-82-112	GR12
Grabbit™ 18 ft Telescoping Pole	LS-82-118	GR18



*The Grabbit poles are great when working in residential attics or crawlspaces when heat, bugs, nails or whatever are present. Limit your time in the space. Simply run your wires and reach out and retrieve them from a distance in a comfortable place. We recommend running all the wires first. You will be amazed at how quickly you can retrieve them using the Grabbit Poles!*

DESCRIPTION	PART NO.	MODEL
Replacement Z-Tip	LS-82-350	ZTIP
Replacement J-Tip	LS-82-370	JTIP
Grabbit™ Clip-On Flashlight (2 pack)	LS-82-390	GRL
Grabbit™ Clip-On Flashlight for the GR5	LS-82-391	GRL5
Crutch Tip Caps for the Grabbit™ 18	LS-82-380	GRC

Videos for these products and more are available on YouTube:

Grabbit Mini: <https://youtu.be/4DEZy3ixnGM>

Grabbit Poles: <https://youtu.be/jafkuCpMwzM>



G.R.I. Plaza

1-800-445-5218  
(308) 235-4645

[sales@grisk.com](mailto:sales@grisk.com)

Kimball, NE 69145

1-800-523-1227  
FAX (308) 235-3561

[lsdinc.com](http://lsdinc.com)

## Fish Tape

### *Run Wire Under Carpet Up To 25 Feet!*



Our 25 feet of Stainless Steel Under Carpet Fish Tape (UCT) is intended for running low voltage wiring between carpet and the pad. The metal tape is constructed of a high grade stainless steel, 3/4" wide by 25 ft. long and comes in a durable plastic storage case. A curl on the leading end provides a non-snagging tip to tunnel under carpet to your destination - even over waffle type padding. Both ends have attachment points for wiring or pulling cord.

### *How to Run Wire Between Carpet and Padding:*

- When fishing wire under carpet, always run it between carpet and padding to create a double cushion to protect the wire. Never staple or tape the wire as traffic could create damage to the wire jacket resulting in a short-circuit.
- Insert the rolled-up end of the Under Carpet Tape between the carpet and padding. Then feed the UCT to the wires destination, strip the end of the wire and attach it to the rolled end of the UCT. Feed the UCT back into its case as it brings the wire to you. The rounded end of the UCT is for running over waffle type padding.)
- NOTE: Do not staple or tape the wire; avoid traffic areas. Always review and follow applicable codes and regulations.

DESCRIPTION	PART NO.	MODEL
25 ft Stainless Steel Under Carpet Fish Tape	LS-85-125	UCT25


Videos for these products and more are available on YouTube:

Epoxy Fish Tape: <https://youtu.be/ez4uM7wIWvc>

[https://www.youtube.com/channel/UC6DiB2CUXTktCd\\_xm0MB6VA](https://www.youtube.com/channel/UC6DiB2CUXTktCd_xm0MB6VA)

## Fiberglass Fishing Wires

These Fiberglass Fish Tapes are designed with the patented FiberFuse™ process, are continuous length rods which are smaller in diameter (.120") than your Creep-Zit rods (.175") and have no rigid connectors. When flexibility is important, these fish tapes are the perfect solution. They are designed for conduit and tight rod runs that might otherwise stress your standard Creep-Zit rods. Metal bullnose tip with push/pull eye on both ends. Ball chain with clip included on one end.



DESCRIPTION	PART NO.	MODEL
YFT™ 15 ft. Yellow Epoxy Fish Tape in case	85-315	YFT15
YFT™ 30 ft. Yellow Epoxy Fish Tape in case	85-330	YFT30
YFT™ 30 ft. Clear Epoxy Fish Tape in case	85-335	YFTBN



**Warning: Do not use Fish Wire in live circuit environments.**

## Steel Fishing Wires


These Steel Fish Wires are designed to fish wire in short to long runs or in applications demanding more flexibility than fiberglass. Made of high grade spring steel, these fish wires are available in standard lengths and feature a centered eyelet on both ends for easy wire or pull cord attachment. The slim wires are vastly superior to traditional fish tapes in either short or long conduit runs where live circuits are not present.

DESCRIPTION	PART NO.	MODEL
Fish-Eze™ 12 ft. Wire in Holder	LS-83-112	FEKW12
Fish-Eze™ .047 dia. 36" Steel Fish Wire (5 pack)	LS-84-047	FW36047
Fish-Eze™ .062 dia. 36" Steel Fish Wire (5 pack)	LS-84-062	FW36062
.047 Diameter 10 ft. Fish Wire in Case	LS-85-510	ICFW10047

## Pull Sleeves & Pull Socks

### *Pull Sleeve for Pre-Connected Wires*

This unique double-walled, heavy duty, tightly woven and flexible pulling sleeve has a fused bullet head which makes pulling pre-connected wires fast and easy. Just slip over your pre-connected wire,



secure a cable tie near the connector, and pull your cable. The pull tension will grab and secure the wire while the double-walled construction safely protects your connectors. Expands to fit up to 1-3/4" dia. of wire, contracts down to 3/4" dia.

DESCRIPTION	PART NO.	MODEL
Connector Protector Pull Sleeve 3/4"	LS-85-975	CP3/4

### *Metal Bullnose Mesh Pull Sock*

This 6 ft. long x 1/8" diameter pull sock covers and securely pulls wires up to one RG6 or equivalent in size. Similar to the 6 ft mesh pull socks that are included in both our Creep-Zit™ and Roy Rods™ Pro kits (pg 42 & 66) but with a metal bullnose instead of a rod attachment. Perfect for use with any of our magnetic tools such as the Drag-Zit Connector Tips (pg 58 & 78) or our Wet Noodle (pg 94).




DESCRIPTION	PART NO.	MODEL
Metal Bullnose Pull Sock 1/8" x 6'	LS-85-921	MB1/8

### **DuraSoc™ - Pulls Cables & Bundles FASTER, SAFER & EASIER!**

Today's technology often requires installation of multiple wires, cables and structured cabling. Retrofit installation of such lines has always been difficult if not impossible to accomplish without damaging your cables or otherwise spending enormous amounts of time trying to prevent damage or loss of cable during the installation process. Elaborate wire preparation is usually required - stripping, staggering the ends of the bundles cables, and using time consuming taping techniques to secure the bundle together and attach it to a strong pull line. What if you could avoid all that time and hassle? You can - with our unique pull socks made of proprietary DuraSoc™ material. Our patented pull sock wire pulling approach uses a unique pull sock material which not only protects your wires but it is flexible, expandable and contractible. Similar to a "Chinese finger trap," these socks can be easily slipped over cable bundles and pre-connected cables yet provide a super strong grip on the cable under pulling tension. Minimizes binding or catching on corners, wood splinters and edges.

## Fish Tailz™ Pull Socks

The Fish Tailz™ Pull Sock Kit is an ultra convenient assortment of eight different expandable, flexible mesh pull socks for pulling bundled or non-bundled wire and cable up to 2" in diameter. Each mesh sock is made of our proprietary, flexible, expandable and contractible tight weave monofilament mesh. Similar to a "Chinese finger trap," these socks easily slide onto cable bundles yet provide a super strong grip when pulled with tension. In each sock, the mesh is fused to an ultra strong bullnose at one end with a cross-hole to connect your mesh sock to a pull line.



*Fish Tailz™ Pull Socks are sized to accommodate the following diameters of non-connected cable or bundles:*

- 1/8" dia. (**one** RG6 or equivalent)
- 1/4" dia. (**two** RG6 or equivalent)
- 3/8" dia. (**four** RG6 or equivalent)
- 1/2" dia. (**six** RG6 or equivalent)
- 3/4" dia. (**nine** RG6 or equivalent)
- 1" dia. (**14** RG6 or equivalent)
- 1-1/4" dia. (**20** RG6 or equivalent)
- 1-1/2" dia. (**30** RG6 or equivalent)

The Fish Tailz™ Mesh Pull Sock Set (LS-85-900 FTZS) includes all eight mesh socks contained in a handy nylon roll-up case for easy storage, removal and identification of each sock and its diameter.

Individual mesh socks are also available separately.

DESCRIPTION	PART NO.	MODEL
Fish Tailz™ Mesh Pull Sock Set (All 8 Socks & Case)	LS-85-900	FTZS
Fish Tailz™ 1/8" x 36" Mesh Sock	LS-85-901	FTZ1/8
Fish Tailz™ 1/4" x 36" Mesh Sock	LS-85-902	FTZ1/4
Fish Tailz™ 3/8" x 36" Mesh Sock	LS-85-903	FTZ3/8
Fish Tailz™ 1/2" x 36" Mesh Sock	LS-85-904	FTZ1/2
Fish Tailz™ 3/4" x 36" Mesh Sock	LS-85-905	FTZ3/4
Fish Tailz™ 1" x 36" Mesh Sock	LS-85-906	FTZ1
Fish Tailz™ 1 1/4" x 36" Mesh Sock	LS-85-907	FTZ1-1/4
Fish Tailz™ 1 1/2" x 36" Mesh Sock	LS-85-908	FTZ1-1/2

Videos for these products and more are available on YouTube:

Fish Tailz™ Pull Socks: <https://youtu.be/ktTyc-XAR2w>

Fish Tailz™ Pull Socks: [https://youtu.be/TMbaOhq6\\_yE](https://youtu.be/TMbaOhq6_yE)



G.R.I. Plaza

1-800-445-5218  
(308) 235-4645

[sales@grisk.com](mailto:sales@grisk.com)

Kimball, NE 69145

1-800-523-1227  
FAX (308) 235-3561

[lsdinc.com](http://lsdinc.com)

## Wet Noodle™

### *Magnetic In-Wall Retrieval System*

Accept no inferior knock-offs. Use the ORIGINAL Wet Noodle Retriever System. LSDI developed the ball chain and magnetic retriever concept many years ago to help save installation time. Since its conception, it immediately became a “must have” tool for retrofit installations. Thanks to our customer’s valuable feedback, LSDI has improved upon the Wet Noodle Retrieval System (WNRS) to provide more versatility and functionality. One significant improvement made to the 24” flexible retriever is the addition of a larger more powerful magnet (1/4”) on the end opposite the original 3/16” Neodymium magnet. Rounding out this useful tool system is 10 feet of lightweight ball chain with stop ring and the addition of our 18” telescoping pocked retriever (LBS).

#### *How to use the Wet Noodle*

Create a small hole for an entry point up on the wall (the Wet Noodle works best in uninsulated walls) and drill a small hole at the bottom directly below (1/4”) hole for the small magnet end or 3/8” for the bigger end). Drop the Wet Noodle ball chain down giving it a slight jiggle to make sure it finds the bottom plate. In most cases you will “catch” the ball chain by just putting the magnet end(s) into the bottom hole. If necessary, bend the flexible retriever

into an “S” shape to get into the wall for more difficult retrievals. Slowly pull the ball chain to just inside the bottom hole. Using the pocket retriever, hook the ball chain and bring it out the bottom hole.

The tool kit provides a quick and easy solution for in-wall blind wire pulling making it truly indispensable.



DESCRIPTION	PART NO.	MODEL
Wet Noodle and Retrieval System	LS-85-124	WNRS
10 ft. Ball Chain with Stop Ring and Connectors	LS-85-024	WN10
1,000 ft. Roll Ball Chain	LS-85-025	WN
24” Flexible Noodle Retriever	LS-85-120	R24
18” Extendable Pocket Retriever (See page 97)	LS-53-310	LBS


Videos for these products and more are available on YouTube:  
Wet Noodle™: <https://youtu.be/EoMMoKI0CF4>

### *The Auto Noodle with Retrieval Loop*

This time saving and frustration-free tool set is a must-have for new, repair or modifying existing projects such as automotive, RV's, boats, trailers, etc. Our 24" pliable coated noodle has a super strong 1/4" neodymium magnet on one end and is threaded (8/32) on the other. Included in the set is a 1"x 2" flexible wire loop, perfect for attaching, guiding and pulling wires through tight and hard to access areas. A handy 18" telescoping pocket retriever is also included.

*Perfect for coach builders, all types of recreational vehicles, trailers, manufacturing, do it yourself projects, auto body, auto repair, motorcycles, all terrain vehicles, boats, agricultural equipment, airplanes and more!*

### *Possible uses for the Auto Noodle*




Tying wire to the flexible wire loop allows you to guide or pull the wire through tight and difficult paths, such as dashboards, framing, under seats, trunk spaces for stereo installation, trailer hookups and more.



The Auto Noodle can be molded to stand on its own or wrapped around anything. Especially handy with the Lighted Bullnose Tip, giving you a directed light right where you are working.



Included in the set is the 18" telescoping pocket retriever. The hook is able to reach into places your hands cannot. The Auto Noodle is shown in background with the optional Lighted Bullnose Tip.



DESCRIPTION	PART NO.	MODEL
Auto Noodle System	LS-85-100	TNRS
Threaded Cable Loop Replacement	LS-85-090	TCL
24" Flexible Auto Noodle Retriever Replacement	LS-85-095	AR24
Threaded Lighted Bullnose Tip (See page 54 for Colored Tips)	LS-81-316	CZLBT
Threaded Z-Tip L (See page 59)	LS-82-355	ZTIPL
Threaded J-Tip L (See page 59)	LS-82-371	JTIPL
Threaded K-Tip L (See page 59)	LS-82-365	KTIPL

Videos for these products and more are available on YouTube:

Auto Noodle™: <https://youtu.be/DvHFowUYhJU>



G.R.I. Plaza

Kimball, NE 69145

1-800-445-5218  
(308) 235-4645

1-800-523-1227  
FAX (308) 235-3561

[sales@grisk.com](mailto:sales@grisk.com)

[lsdinc.com](http://lsdinc.com)

## The Original Sling-A-Line™ Span Caster



### *Eliminates multiple ceiling tiles and ladder movements*

The Sling-A-Line™ is the first tool introduced in 1982 by Labor Saving Devices Inc. Other manufacturers have tried to imitate it, but none offer the versatility in range and the retro feel of the original. The Sling-A-Line has a beautiful birch wood yoke with a 10 lb. test fish line to accommodate most wire pulls. Simply depress the caster reel, pull back the surgical tubing strap with the lead weight and shoot. The sling-shot action allows you to vary your range from 10 ft. to over 100 ft. Attach your wire or a pull cord and reel it back to you.



### *How to use the Sling-A-Line™ in a drop ceiling situation:*

- Remove tile from false ceiling; aim the yolk of the Sling-A-Line holding it HORIZONTALLY. Push the button on the reel to release the line, put the weight in the leather sling and shoot.
- At the other end, attach your wire to a length of pull cord, tie the pull cord to the lead weight and reel it back.
- In areas where cable cannot be resting on the ceiling tiles, attach approved hanger above the drop ceiling to receive your cable.
- NOTE: Do not remove the ceiling tile in the area you are shooting towards. The weight could drop through the opening and cause injury or property damage. If the line gets tangled over any object, pull the line very slowly with your hand to allow the weight to unravel itself.

DESCRIPTION	PART NO.	MODEL
Sling-A-Line Span Caster	LS-85-202	SAL202
Sling-A-Line Replacement Strap	LS-85-210	SALR

## RETRIEVAL TOOLS

### *Extendable Pocket Retriever*


This mini telescoping retriever can save you time hunting for that wire inside the wall. The retriever is 3.75" collapsed and easily fits in your shirt pocket with attached pocket clip. This handy tool extends out to 18" and has a hook at the end that will fit through a 1/4" hole.



DESCRIPTION	PART NO.	MODEL
18" Extendable Pocket Retriever	LS-53-310	LBS

### *Hook-Zit™ Flexible Retriever*

The Hook-Zit is a flexible spring steel wire fishing tool. The small hook at one end and the larger "L" shape at the opposing end are faced the same way, so you always know which way the "fishing" hook is facing, even in blind wire fishing conditions. The mini hook end is more for fishing a bundle of wires in a restricted space, i.e., inside a panel.



*In pre-wiring situations, the 18" Hook-Zit is ideal to pull wire from stud to stud.*

DESCRIPTION	PART NO.	MODEL
Hook-Zit 9" (3 pack)	LS-84-109	HZ9
Hook-Zit 18" (3 pack)	LS-84-118	HZ18



G.R.I. Plaza

1-800-445-5218  
(308) 235-4645

[sales@grisk.com](mailto:sales@grisk.com)

Kimball, NE 69145

1-800-523-1227  
FAX (308) 235-3561

[lsdinc.com](http://lsdinc.com)



Labor Saving Devices, Inc. (LSDI) offers the most efficient and professional means to run and conceal wires and cables, saving installation time and money. We have put our efforts into making LSDI something more than just another specialty hand tool manufacturer. Today, every product offered has a true purpose and a real added value. However, our real mission does not stop at a mere offering of unique tools: we work hard to help the professional installer **ADVANCE THE ART OF INSTALLATION™.**

See your local LSDI Authorized Distributor to order our products.  
To locate a distributor, see our website: [www.lsdinc.com](http://www.lsdinc.com)

1-800-445-5218  
(308) 235-4645

[sales@grisk.com](mailto:sales@grisk.com)

1-800-523-1227  
FAX (308) 235-3561

[lsdinc.com](http://lsdinc.com)