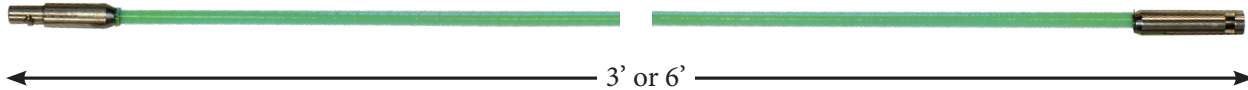



## RoyRods™ Single/Replacement Rods


*RR3MF, RR6MF, RR3MFL, RR6MFL*




*RR6FB, RR3FBL, RR6FBL*



*FiberFuse™ 6 ft. push/pull rods*



*Luminous (glow in the dark) FiberFuse™ 6 ft. push/pull rod*



*Female Quick Connect End*



*Male Quick Connect End*



*Bullnose Quick Connect End*

DESCRIPTION	PART NO.	MODEL
RoyRods™ 3ft rod with male/female quick connect ends	LS-81-702	RR3MF
RoyRods™ 6ft rod with male/female quick connect ends	LS-81-701	RR6MF
RoyRods™ 6ft rod, bullnose/female quick connect end	LS-81-717	RR6FB
RoyRods™ 3ft Luminous rod, male/female quick connect ends	LS-81-704	RR3MFL
RoyRods™ 6ft Luminous rod, male/female quick connect ends	LS-81-703	RR6MFL
RoyRods™ 3ft Luminous rod, bullnose/female quick connect	LS-81-716	RR3FBL
RoyRods™ 6ft Luminous rod, bullnose/female quick connect	LS-81-718	RR6FBL

### FiberFuse™ - The Professional Standard

Our FiberFuse™ construction provides a superior rod that is strong and durable with excellent flexibility, shape memory and performance. *See page 84 for more information about our proprietary FiberFuse™ fiberglass construction process.* The unique construction is more expensive to make than our competitor's rods, but well worth it. FiberFuse™ rods will not produce the micro splinters of glass fibers that can get into your hands like other rods on the market. All FiberFuse™ rods can be purchased separately in either threaded connectors or quick connect, as single rods or in kits to provide ultimate versatility and value.