

Door?Man


WWW.GRISK.COM



DM-1 Garage Door Monitor

*Ever leave the house and wonder,
"Did I shut the garage door?"*

- ◆ Monitors the position of the garage door and automatically closes after a preset delay (3, 15, 30 or 60 minute delay)
 - ◆ Hold function to keep door open
- ◆ Sounder alerts that the door is about to close
- ◆ Can be scheduled to close same time every day
- ◆ Alarm panel relay contact to indicate that the door tried to shut, but something was in its path
 - ◆ Easy to install with simple hand tools
 - ◆ Power supply, contact switch, mounting bracket and wire all included
- ◆ Residential and commercial appliances



Many home burglaries are committed through a garage door left open or unlocked.

Newsaper Headlines

"Suspect entered through open garage."

"Thefts, burglaries sky rocket as burglars look for open garage doors, unlocked entrances."

"Deputies investigating string of burglaries through garages."

Included (see below)

- Door?Man DM-1
- 6973 POWER SUPPLY
- S-12 L BRACKET
- 29A WIDE GAP SWITCH
- 50 FEET WIRE
- DOUBLE STICK TAPE
- SCREWS



WARRANTY: One year warranty against workmanship, material and factory defects.

GEORGE RISK INDUSTRIES, INC.
G.R.I. PLAZA
KIMBALL, NE 69145
WWW.GRISK.COM



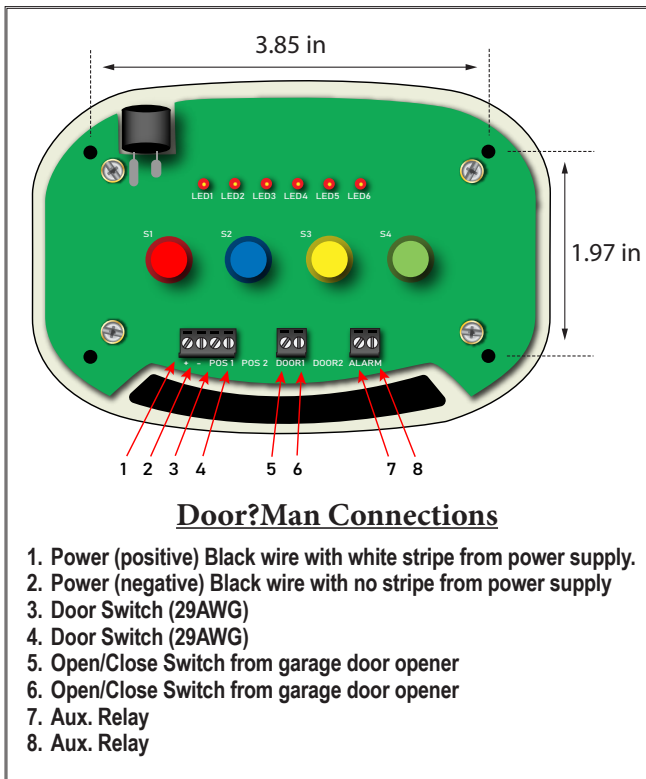
Made in U.S.A.

C_SS 24 Garage Door DM-1

TOLL-FREE 1-800-445-5218
TOLL-FREE 1-800-523-1227
(308) 235-4645
FAX (308) 235-3561
E-MAIL: sales@grisk.com

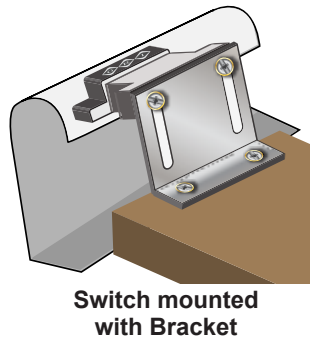
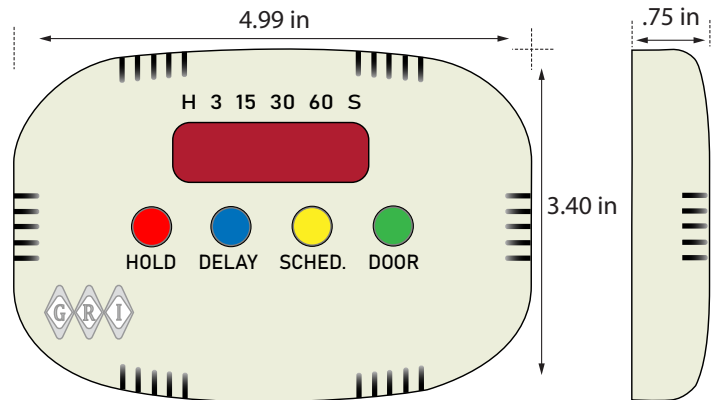
Door?Man

WWW.GRISK.COM

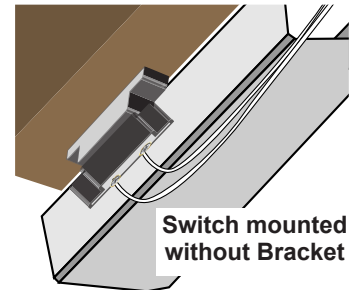


Door?Man Connections

1. Power (positive) Black wire with white stripe from power supply.
2. Power (negative) Black wire with no stripe from power supply
3. Door Switch (29AWG)
4. Door Switch (29AWG)
5. Open/Close Switch from garage door opener
6. Open/Close Switch from garage door opener
7. Aux. Relay
8. Aux. Relay



Switch mounted with Bracket



Switch mounted without Bracket

OPERATING INSTRUCTIONS:

Set Delay

- Decide length of delay.
- Press and hold delay button until selected time delay is displayed.

Set Schedule

• Decide what time you would like the door to close every day. For example: 5 p.m. Starting with the door closed press the schedule button at 5 p.m. until it beeps. The door will now make sure it is closed at 5 p.m. every day, or at whatever time is initially chosen. For the next 8 hours, if the door is opened, it will close after 3 minutes.

Hold

- If the garage door needs to be left open for an extended period of time, open the door and press hold.
- Reminder will beep every 30 minutes while the door is open.
- To turn of the hold feature, close the garage door and the Door?Man returns to previously set time.

CAUTION: The Door?Man must be used in conjunction with garage door openers that comply with the latest government safety requirements including automatic reversing mechanisms and obstacle detection.

WARRANTY: One year warranty against workmanship, material and factory defects.

GEORGE RISK INDUSTRIES, INC.
G.R.I. PLAZA
KIMBALL, NE 69145
WWW.GRISK.COM



TOLL-FREE 1-800-445-5218
TOLL-FREE 1-800-523-1227
(308) 235-4645
FAX (308) 235-3561
E-MAIL: sales@grisk.com